




焯港
特鋼
PEAK KONG
SPECIAL STEEL

EUROPEAN SIZES

歐洲標準尺寸



STEEL LASER WELDING PROFILES

Tel: +852-29811161

Email: sales@peakkong.com

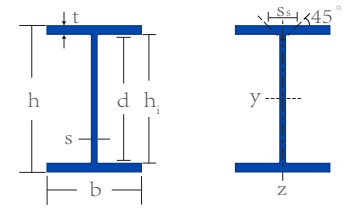
Phone: +852-92999655

WhatsApp/WeChat: 92999655

IPE工字鋼 IPE Profiles

Profiles are laser fused with full penetration, equivalent to hot rolled. 型材採用激光熔透，等同於熱軋。

- 尺寸：符合EN 10365
- 公差：EN 10034:1993 • 等級：符合EN 10025-2:2004
- Dimension: in accordance with EN 10365
- Tolerance: EN 10034:1993 • Grade: according to EN 10025-2:2004

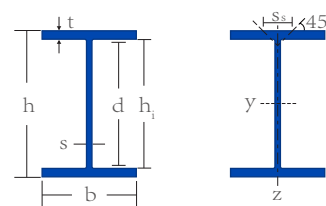


尺寸 Designation	單位重量 Mass per Unit Length	高度 Depth of Section	寬度 Width of Section	腰厚 Web Thickness	腿厚 Flange Thickness	h _i (mm)	d(mm)
	kg/m	h(mm)	b(mm)	s(mm)	t(mm)		
IPE AAAA 80	3.85	76	46	2.9	3.1	69.8	65.8
IPE AAA 80	4.56	78	46	3.0	4.0	70.0	66.0
IPE AA 80	4.81	78	46	3.2	4.2	69.6	59.6
IPE A 80	4.87	78	46	3.3	4.2	69.6	59.6
IPE 80	5.86	80	46	3.8	5.2	69.6	59.6
IPE AAAA 100	5.16	96	55	2.9	3.6	88.8	84.8
IPE AAA 100	6.40	97	55	3.6	4.5	88.0	84.0
IPE AA 100	6.41	97.6	55	3.6	4.5	88.6	84.6
IPE A 100	6.59	98	55	3.6	4.7	88.6	84.6
IPE 100	7.80	100	55	4.1	5.7	88.6	84.6
IPE AAAA 120	6.47	115	64	3.0	3.9	107.2	103.2
IPE AAA 120	7.62	117	64	3.5	4.6	107.8	103.8
IPE AA 120	8.05	117	64	3.8	4.8	107.4	103.4
IPE A 120	8.35	117.6	64	3.8	5.1	107.4	103.4
IPE 120	10.06	120	64	4.4	6.3	107.4	103.4
IPE AAAA 140	7.98	134	73	3.3	4.1	125.8	121.8
IPE AAA 140	9.22	136	73	3.5	5.0	126.0	122.0
IPE AA 140	9.75	136.6	73	3.8	5.2	126.2	122.2
IPE A 140	10.21	137.4	73	3.8	5.6	126.2	122.2
IPE 140	12.59	140	73	4.7	6.9	126.2	122.2
IPE AAAA 160	9.67	154	82	3.6	4.3	145.4	141.4
IPE AAA 160	11.19	156	82	3.7	5.4	145.2	141.2
IPE AA 160	11.80	156.4	82	4.0	5.6	145.2	141.2
IPE A 160	12.18	157	82	4	5.9	145.2	141.2
IPE 160	15.25	160	82	5	7.4	145.2	141.2
IPE AAAA 180	12.06	174	91	3.9	4.9	164.2	160.2
IPE AAA 180	13.62	176	91	3.9	6.0	164.0	160.0
IPE AA 180	14.42	176.4	91	4.3	6.2	164.0	160.0
IPE A 180	14.85	177	91	4.3	6.5	164.0	160.0
IPE 180	18.28	180	91	5.3	8	164.0	160.0
IPE O 180	20.74	182	92	6	9	164.0	160.0
IPE AAAA 200	14.07	193	100	4.1	5.2	182.6	178.6
IPE AAA 200	16.12	196	100	4.1	6.5	183.0	179.0
IPE AA 200	17.01	196.4	100	4.5	6.7	183.0	179.0
IPE A 200	17.48	197	100	4.5	7	183.0	179.0
IPE 200	21.41	200	100	5.6	8.5	183.0	179.0
IPE O 200	24.15	202	102	6.2	9.5	183.0	179.0
IPE AA 220	20.25	216.4	110	4.7	7.4	201.6	197.6
IPE A 220	21.23	217	110	5	7.7	201.6	197.6
IPE 220	25.25	220	110	5.9	9.2	201.6	197.6
IPE O 220	28.41	222	112	6.6	10.2	201.6	197.6

IPE工字鋼 IPE Profiles

Profiles are laser fused with full penetration, equivalent to hot rolled. 型材採用激光熔透，等同於熱軋。

- 尺寸: 符合EN 10365
- 公差: EN 10034:1993 • 等級: 符合EN 10025-2:2004
- Dimension: in accordance with EN 10365
- Tolerance: EN 10034:1993 • Grade: according to EN 10025-2:2004

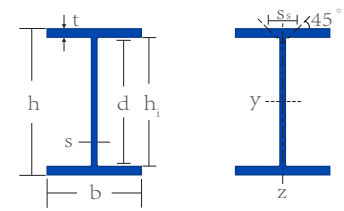


尺寸 Designation	I_y	W_{ely}	W_{ply}	i_y	A_{vz}	I_z	W_{elz}	W_{plz}	i_z	S_s	I_t	I_w
	$mm^4 \times 10^4$	$mm^3 \times 10^3$	$mm^3 \times 10^3$	$mm \times 10$	$mm^2 \times 10^2$	$mm^4 \times 10^4$	$mm^3 \times 10^3$	$mm^3 \times 10^3$	$mm \times 10$	mm	$mm^4 \times 10^4$	$mm^6 \times 10^9$
IPE AAAA 80	46.54	12.25	14.05	3.08	2.27	5.04	2.19	3.43	1.01	11.44	0.16	0.07
IPE AAA 80	59.41	15.23	17.41	3.20	2.41	6.51	2.83	4.40	1.06	13.34	0.28	0.09
IPE AA 80	62.07	15.91	18.25	3.18	2.56	6.83	2.97	4.63	1.06	13.94	0.32	0.09
IPE A 80	62.35	15.99	18.37	3.17	2.64	6.84	2.97	4.64	1.05	14.04	0.33	0.09
IPE 80	78.11	19.53	22.61	3.24	3.08	8.47	3.68	5.76	1.07	16.54	0.59	0.12
IPE AAAA 100	102.15	21.28	24.16	3.94	2.86	10.00	3.64	5.64	1.23	12.44	0.26	0.21
IPE AAA 100	127.06	26.20	30.01	3.95	3.54	12.51	4.55	7.10	1.24	14.94	0.50	0.27
IPE AA 100	128.87	26.41	30.26	3.97	3.57	12.51	4.55	7.10	1.24	14.94	0.50	0.27
IPE A 100	134.13	27.37	31.33	4.00	3.58	13.07	4.75	7.40	1.25	15.34	0.54	0.28
IPE 100	163.98	32.80	37.76	4.06	4.13	15.86	5.77	9.00	1.26	17.84	0.92	0.35
IPE AAAA 120	185.88	32.33	36.53	4.75	3.52	17.06	5.33	8.24	1.44	13.14	0.37	0.53
IPE AAA 120	223.59	38.22	43.44	4.80	4.15	20.14	6.29	9.76	1.44	15.04	0.59	0.63
IPE AA 120	233.69	39.95	45.61	4.77	4.49	21.02	6.57	10.23	1.43	15.74	0.70	0.66
IPE A 120	246.90	41.99	47.86	4.82	4.51	22.33	6.98	10.84	1.45	16.34	0.79	0.71
IPE 120	307.29	51.21	58.71	4.90	5.29	27.60	8.63	13.43	1.47	19.34	1.41	0.89
IPE AAAA 140	308.69	46.07	52.15	5.51	4.49	26.62	7.29	11.27	1.62	13.84	0.51	1.12
IPE AAA 140	373.03	54.86	61.92	5.64	4.82	32.46	8.89	13.72	1.66	15.84	0.81	1.39
IPE AA 140	392.88	57.52	65.22	5.62	5.24	33.77	9.25	14.32	1.65	16.54	0.94	1.46
IPE A 140	420.28	61.18	69.23	5.68	5.27	36.37	9.96	15.38	1.67	17.34	1.11	1.58
IPE 140	526.64	75.23	85.97	5.73	6.57	44.85	12.29	19.09	1.67	20.84	2.07	1.98
IPE AAAA 160	489.21	63.53	72.06	6.30	5.60	39.57	9.65	14.94	1.79	14.54	0.69	2.21
IPE AAA 160	598.54	76.74	86.44	6.48	5.82	49.69	12.12	18.66	1.87	16.84	1.13	2.81
IPE AA 160	626.20	80.08	90.58	6.46	6.29	51.54	12.57	19.42	1.85	17.54	1.30	2.93
IPE A 160	656.40	83.62	94.43	6.50	6.31	54.30	13.24	20.43	1.87	18.14	1.46	3.09
IPE 160	836.41	104.55	119.20	6.56	7.96	68.16	16.62	25.80	1.87	22.14	2.86	3.96
IPE AAAA 180	783.87	90.10	101.97	7.14	6.83	61.62	13.54	20.92	2.00	16.04	1.07	4.40
IPE AAA 180	934.94	106.24	119.32	7.34	6.90	75.44	16.58	25.47	2.09	18.24	1.66	5.44
IPE AA 180	977.89	110.87	125.22	7.30	7.60	77.98	17.14	26.44	2.06	19.04	1.91	5.64
IPE A 180	1020.51	115.31	130.04	7.34	7.63	81.75	17.97	27.68	2.08	19.64	2.13	5.93
IPE 180	1274.74	141.64	161.13	7.40	9.47	100.68	22.13	34.29	2.08	23.64	3.96	7.43
IPE O 180	1463.01	160.77	183.87	7.44	10.77	117.10	25.46	39.58	2.10	26.34	5.69	8.74
IPE AAAA 200	1128.08	116.90	132.14	7.93	7.94	86.77	17.35	26.78	2.20	16.84	1.39	7.64
IPE AAA 200	1379.78	140.79	157.81	8.20	8.06	108.44	21.69	33.28	2.30	19.44	2.27	9.73
IPE AA 200	1438.70	146.51	165.09	8.15	8.84	111.81	22.36	34.44	2.27	20.24	2.59	10.05
IPE A 200	1496.74	151.95	170.99	8.20	8.86	116.81	23.36	35.94	2.29	20.84	2.87	10.53
IPE 200	1848.44	184.84	209.97	8.23	11.10	141.94	28.39	43.95	2.28	24.94	5.20	12.99
IPE O 200	2116.32	209.54	238.75	8.29	12.35	168.39	33.02	51.19	2.34	27.54	7.31	15.57
IPE AA 220	2102.93	194.36	218.23	9.03	10.15	164.33	29.88	45.89	2.52	21.84	3.69	17.93
IPE A 220	2200.90	202.85	228.42	9.02	10.81	171.02	31.10	47.86	2.51	22.74	4.22	18.71
IPE 220	2656.23	241.48	273.62	9.09	12.84	204.44	37.17	57.43	2.52	26.64	7.11	22.67
IPE O 220	3018.44	271.93	309.37	9.13	14.42	239.33	42.74	66.18	2.57	29.34	9.87	26.79

IPE工字鋼(續) IPE Profiles(Continued)

Profiles are laser fused with full penetration, equivalent to hot rolled. 型材採用激光熔透，等同於熱軋。

- 尺寸: 符合EN 10365
- 公差: EN 10034:1993 • 等級: 符合EN 10025-2:2004
- Dimension: in accordance with EN 10365
- Tolerance: EN 10034:1993 • Grade: according to EN 10025-2:2004

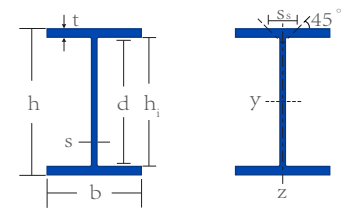


尺寸 Designation	單位重量 Mass per Unit Length	高度 Depth of Section	寬度 Width of Section	腰厚 Web Thickness	腿厚 Flange Thickness	h ₁ (mm)	d(mm)
	kg/m	h(mm)	b(mm)	s(mm)	t(mm)		
IPE AA 240	23.40	236.4	120	4.8	8.0	220.4	216.4
IPE A 240	24.66	237	120	5.2	8.3	220.4	216.4
IPE 240	29.22	240	120	6.2	9.8	220.4	216.4
IPE O 240	32.82	242	122	7	10.8	220.4	216.4
IPE A 270	29.24	267	135	5.5	8.7	249.6	245.6
IPE 270	34.58	270	135	6.6	10.2	249.6	245.6
IPE O 270	40.77	274	136	7.5	12.2	249.6	245.6
IPE A 300	35.03	297	150	6.1	9.2	278.6	274.6
IPE 300	40.75	300	150	7.1	10.7	278.6	274.6
IPE O 300	47.83	304	152	8	12.7	278.6	274.6
IPE A 330	40.81	327	160	6.5	10	307.0	303.0
IPE 330	46.99	330	160	7.5	11.5	307.0	303.0
IPE O 330	54.85	334	162	8.5	13.5	307.0	303.0
IPE A 360	48.06	357.6	170	6.6	11.5	334.6	330.6
IPE 360	54.93	360	170	8	12.7	334.6	330.6
IPE O 360	63.89	364	172	9.2	14.7	334.6	330.6
IPE A 400	54.43	397	180	7	12	373.0	369.0
IPE 400	63.36	400	180	8.6	13.5	373.0	369.0
IPE O 400	72.72	404	182	9.7	15.5	373.0	369.0
IPE V 400	81.07	408	182	10.6	17.5	373.0	369.0
IPE A 450	64.21	447	190	7.6	13.1	420.8	416.8
IPE 450	74.63	450	190	9.4	14.6	420.8	416.8
IPE O 450	89.42	456	192	11	17.6	420.8	416.8
IPE V 450	100.68	460	194	12.4	19.6	420.8	416.8
IPE A 500	76.42	497	200	8.4	14.5	468.0	464.0
IPE 500	87.74	500	200	10.2	16	468.0	464.0
IPE O 500	104.37	506	202	12	19	468.0	464.0
IPE V 500	125.86	514	204	14.2	23.0	468.0	464.0
IPE A 550	88.22	547	210	9	15.7	515.6	511.6
IPE 550	101.67	550	210	11.1	17.2	515.6	511.6
IPE O 550	118.66	556	212	12.7	20.2	515.6	511.6
IPE V 550	154.70	566	216	17.1	25.2	515.6	511.6
IPE A 600	103.71	597	220	9.8	17.5	562.0	558.0
IPE 600	118.59	600	220	12	19	562.0	558.0
IPE O 600	150.60	610	224	15	24	562.0	558.0
IPE V 600	179.66	618	228	18	28	562.0	558.0
IPE 750 x 140	132.00	753	263	11.5	17	719.0	715.0
IPE 750 x 150	145.26	753	265	13.2	17	719.0	715.0
IPE 750 x 176	171.83	762	267	14.4	21.6	718.8	714.8
IPE 750 x 200	194.97	770	268	15.6	25.4	719.2	715.2

IPE工字鋼(續) IPE Profiles(Continued)

Profiles are laser fused with full penetration, equivalent to hot rolled. 型材採用激光熔透，等同於熱軋。

- 尺寸: 符合EN 10365
- 公差: EN 10034:1993 • 等級: 符合EN 10025-2:2004
- Dimension: in accordance with EN 10365
- Tolerance: EN 10034:1993 • Grade: according to EN 10025-2:2004

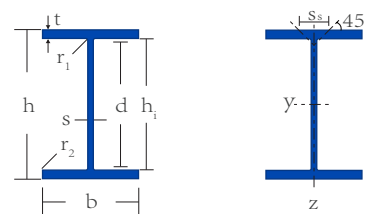


尺寸 Designation	I_y	W_{ely}	W_{ply}	i_y	A_{vz}	I_z	W_{elz}	W_{plz}	i_z	S_s	I_t	I_w
	$mm^4 \times 10^4$	$mm^3 \times 10^3$	$mm^3 \times 10^3$	$mm \times 10$	$mm^2 \times 10^2$	$mm^4 \times 10^4$	$mm^3 \times 10^3$	$mm^3 \times 10^3$	$mm \times 10$	mm	$mm^4 \times 10^4$	$mm^6 \times 10^9$
IPE AA 240	2937.40	248.51	277.93	9.93	11.32	230.61	38.43	58.88	2.78	23.14	4.91	30.05
IPE A 240	3073.94	259.40	291.31	9.89	12.26	239.30	39.88	61.26	2.76	24.14	5.62	31.26
IPE 240	3675.10	306.26	346.39	9.94	14.70	282.68	47.11	72.69	2.76	28.14	9.28	37.39
IPE O 240	4152.74	343.20	390.01	9.97	16.65	327.49	53.69	83.09	2.80	30.94	12.77	43.68
IPE A 270	4637.57	347.38	389.46	11.16	14.59	357.10	52.90	81.18	3.10	25.24	7.33	59.51
IPE 270	5510.06	408.15	460.97	11.18	17.59	418.87	62.05	95.68	3.08	29.34	11.96	70.58
IPE O 270	6667.32	486.67	551.62	11.33	20.16	512.36	75.35	116.35	3.14	34.24	19.86	87.64
IPE A 300	6823.00	459.46	516.01	12.36	17.96	518.03	69.07	106.10	3.41	26.84	9.93	107.16
IPE 300	8005.61	533.71	602.58	12.42	21.00	602.71	80.36	123.90	3.41	30.84	15.61	125.93
IPE O 300	9643.71	634.45	718.04	12.58	23.85	744.53	97.96	151.18	3.50	35.74	25.41	157.69
IPE A 330	9617.11	588.20	660.88	13.60	21.04	683.37	85.42	131.26	3.63	28.84	13.50	171.50
IPE 330	11153.19	675.95	763.28	13.65	24.38	786.15	98.27	151.53	3.62	32.84	20.54	199.10
IPE O 330	13296.67	796.21	901.74	13.80	27.82	958.17	118.29	182.71	3.70	37.84	32.69	245.65
IPE A 360	13783.22	770.87	861.93	15.01	23.34	942.46	110.88	169.83	3.92	31.94	20.29	281.99
IPE 360	15533.39	862.97	974.31	14.90	28.33	1041.35	122.51	188.88	3.86	35.74	28.82	313.58
IPE O 360	18315.23	1006.33	1141.24	15.00	32.76	1248.85	145.22	224.54	3.92	40.94	44.82	380.27
IPE A 400	19052.59	959.83	1075.71	16.58	27.46	1167.47	129.72	198.98	4.10	33.34	24.83	432.22
IPE 400	21888.36	1094.42	1238.96	16.47	33.81	1314.18	146.02	225.61	4.04	37.94	37.30	490.05
IPE O 400	25507.03	1262.72	1433.99	16.59	38.34	1560.23	171.45	265.50	4.10	43.04	56.14	587.65
IPE V 400	28896.28	1416.48	1613.07	16.73	42.13	1762.05	193.63	300.33	4.13	37.34	78.92	670.32
IPE A 450	28171.46	1260.47	1417.14	18.56	33.53	1499.09	157.80	242.55	4.28	36.14	34.35	704.86
IPE 450	32155.58	1429.14	1624.64	18.39	41.55	1671.95	175.99	272.84	4.19	40.94	50.87	791.01
IPE O 450	39336.06	1725.27	1969.11	18.58	48.96	2080.86	216.76	337.15	4.27	48.54	87.68	997.58
IPE V 450	44613.26	1939.71	2224.22	18.65	55.43	2391.82	246.58	385.03	4.32	41.54	122.91	1156.50
IPE A 500	40961.02	1648.33	1860.00	20.51	41.14	1935.65	193.57	298.27	4.46	39.74	49.43	1125.23
IPE 500	46226.12	1849.04	2108.11	20.34	50.04	2137.48	213.75	332.19	4.37	44.54	70.78	1249.37
IPE O 500	55804.88	2205.73	2526.98	20.49	59.23	2616.85	259.09	404.51	4.44	52.34	118.27	1547.58
IPE V 500	68747.25	2674.99	3082.11	20.71	70.68	3265.56	320.15	502.20	4.51	48.34	207.15	1961.42
IPE A 550	56850.26	2078.62	2350.73	22.49	48.48	2426.44	231.09	356.64	4.65	42.74	65.99	1710.12
IPE 550	63987.40	2326.81	2663.07	22.23	59.86	2660.71	253.40	395.16	4.53	47.84	94.23	1884.10
IPE O 550	76028.24	2734.83	3139.45	22.43	68.89	3216.62	303.45	474.75	4.61	55.44	150.23	2302.25
IPE V 550	99209.84	3505.65	4081.05	22.44	93.52	4254.14	393.90	625.59	4.65	52.74	314.15	3094.74
IPE A 600	79188.26	2652.87	3005.86	24.48	57.53	3110.08	282.73	437.01	4.85	47.14	94.94	2607.36
IPE 600	88352.86	2945.10	3377.08	24.18	70.51	3379.97	307.27	480.05	4.73	52.34	131.92	2845.53
IPE O 600	114571.52	3756.44	4335.71	24.44	88.89	4511.60	402.82	633.75	4.85	65.34	266.26	3859.57
IPE V 600	137849.61	4461.15	5188.82	24.54	107.35	5558.44	487.58	773.33	4.93	58.34	437.06	4813.44
IPE 750 x 140	147609.85	3936.26	4557.69	29.63	88.79	4763.64	360.88	566.05	5.32	33.34	107.57	6410.85
IPE 750 x 150	162969.44	4328.54	5022.88	29.68	97.87	5286.52	398.98	628.26	5.35	36.34	142.73	7140.54
IPE 750 x 176	202731.96	5321.05	6131.29	30.43	107.52	6870.20	514.62	807.21	5.60	45.54	249.70	9390.94
IPE 750 x 200	237183.67	6160.61	7087.14	30.90	117.21	8171.45	609.81	955.95	5.74	53.14	378.99	11294.65

IPN工字鋼 IPN Profiles

Profiles are laser fused with full penetration, equivalent to hot rolled.

- 尺寸: 符合EN 10365
- 公差: EN 10034:1993 • 等級: 符合EN 10025-2:2004
- Dimension: in accordance with EN 10365
- Tolerance: EN 10034:1993 • Grade: according to EN 10025-2:2004



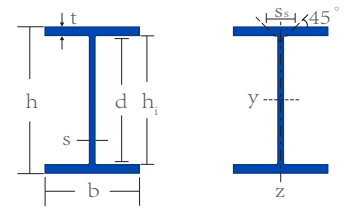
尺寸 Designation	單位重量	高度	寬度	腰厚	腿厚	半徑		h ₁ (mm)	d(mm)
	Mass per Unit Length	Depth of Section	Width of Section	Web Thickness	Flange Thickness	Radius	Radius		
	kg/m	h(mm)	b(mm)	s(mm)	t(mm)	r1(mm)	r2(mm)		
IPN 80	6.00	80	42	3.9	5.9	2	<1	68.2	64.2
IPN 100	8.42	100	50	4.5	6.8	2	<1	86.4	82.4
IPN 120	11.23	120	58	5.1	7.7	2	<1	104.6	100.6
IPN 140	14.44	140	66	5.7	8.6	2	<1	122.8	118.8
IPN 160	18.04	160	74	6.3	9.5	2	<1	141	137
IPN 180	22.04	180	82	6.9	10.4	2	<1	159.2	155.2
IPN 200	26.44	200	90	7.5	11.3	2	<1	177.4	173.4
IPN 220	31.24	220	98	8.1	12.2	2	<1	195.6	191.6
IPN 240	36.43	240	106	8.7	13.1	2	<1	213.8	209.8
IPN 260	42.15	260	113	9.4	14.1	2	<1	231.8	227.8
IPN 280	48.21	280	119	10.1	15.2	2	<1	249.6	245.6
IPN 300	54.51	300	125	10.8	16.2	2	<1	267.6	263.6
IPN 320	61.37	320	131	11.5	17.3	2	<1	285.4	281.4
IPN 340	68.44	340	137	12.2	18.3	2	<1	303.4	299.4
IPN 360	76.56	360	143	13	19.5	2	<1	321	317
IPN 380	84.44	380	149	13.7	20.5	2	<1	339	335
IPN 400	92.92	400	155	14.4	21.6	2	<1	356.8	352.8
IPN 450	115.93	450	170	16.2	24.3	2	<1	401.4	397.4
IPN 500	141.46	500	185	18	27	2	<1	446	442
IPN 550	167.31	550	200	19	30	2	<1	490	486
IPN 600	200.14	600	215	21.6	32.4	2	<1	535.2	531.2

尺寸 Designation	I _y	W _{ely}	W _{ply}	i _y	A _{yz}	I _z	W _{elz}	W _{plz}	i _z	S _s	I _t	I _w
	mm ⁴ x 10 ⁴	mm ³ x 10 ³	mm ³ x 10 ³	mm x 10	mm ² x 10 ²	mm ⁴ x 10 ⁴	mm ³ x 10 ³	mm ³ x 10 ³	mm x 10	mm	mm ⁴ x 10 ⁴	mm ⁶ x 10 ⁹
IPN 80	78.87	19.72	23.01	3.21	3.16	7.32	3.49	5.47	0.98	18.04	0.73	0.1
IPN 100	172.74	34.55	40.23	4.01	4.5	14.23	5.69	8.95	1.15	20.44	1.34	0.31
IPN 120	331.61	55.27	64.28	4.82	6.07	25.16	8.68	13.64	1.33	22.84	2.26	0.79
IPN 140	579.94	82.85	96.28	5.62	7.87	41.4	12.55	19.74	1.5	25.24	3.59	1.78
IPN 160	946.07	118.26	137.35	6.42	9.9	64.46	17.42	27.42	1.67	27.64	5.44	3.63
IPN 180	1462.2	162.47	188.63	7.22	12.15	96.01	23.42	36.87	1.85	30.04	7.93	6.87
IPN 200	2164.42	216.44	251.22	8.02	14.64	137.92	30.65	48.27	2.02	32.44	11.18	12.22
IPN 220	3092.71	281.16	326.26	8.82	17.35	192.25	39.23	61.81	2.2	34.84	15.33	20.66
IPN 240	4290.91	357.58	414.86	9.62	20.3	261.22	49.29	77.66	2.37	37.24	20.56	33.47
IPN 260	5802.58	446.35	518.46	10.4	23.71	340.69	60.3	95.16	2.52	39.94	27.48	51.26
IPN 280	7662.64	547.33	636.71	11.17	27.39	429.06	72.11	114.01	2.64	42.84	36.3	74.84
IPN 300	9894.54	659.64	768.5	11.94	31.33	530.16	84.83	134.39	2.76	45.54	46.46	106.18
IPN 320	12628.81	789.3	920.68	12.71	35.54	651.83	99.52	157.9	2.89	48.44	59.34	148.48
IPN 340	15834.34	931.43	1087.81	13.48	40.01	788.87	115.16	183.05	3.01	51.14	73.86	202.91
IPN 360	19774.69	1098.59	1284.92	14.24	45.08	956.26	133.74	212.96	3.13	54.34	93.50	275.46
IPN 380	24217.16	1274.59	1492.28	15	50.11	1137.5	152.68	243.49	3.25	57.04	113.74	365.17
IPN 400	29457.08	1472.85	1725.8	15.77	55.39	1349.49	174.13	277.99	3.38	59.94	138.42	479.89
IPN 450	46216.56	2054.07	2411.8	17.69	69.97	2004.01	235.77	377.5	3.68	67.14	217.25	901.47
IPN 500	69261.49	2770.46	3258.52	19.6	86.25	2870.94	310.37	498.2	3.99	74.34	325.67	1593.64
IPN 550	99858.29	3631.21	4261.31	21.65	100.03	4028.04	402.8	644.26	4.35	81.34	463.35	2704
IPN 600	139952.5	4665.08	5501.59	23.43	123.93	5411.71	503.42	811.31	4.61	88.74	658.38	4322.49

H型鋼 H Sections

Profiles are laser fused with full penetration, equivalent to hot rolled.

- 尺寸: 符合EN 10365
- 公差: EN 10034:1993 • 等級: 符合EN 10025-2:2004
- Dimension: in accordance with EN 10365
- Tolerance: EN 10034:1993 • Grade: according to EN 10025-2:2004

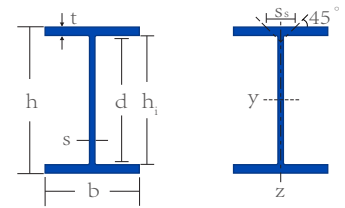


尺寸 Designation	單位重量 Mass per Unit Length	高度 Depth of Section	寬度 Width of Section	腰厚 Web Thickness	腿厚 Flange Thickness	h ₁ (mm)	d(mm)
	kg/m	h(mm)	b(mm)	s(mm)	t(mm)		
HE 100 AA	11.30	91	100	4.2	5.5	80	76
HE 100 A	15.72	96	100	5	8	80	76
HE 100 B	19.49	100	100	6	10	80	76
HE 100 C	29.93	110	103	9	15	80	76
HE 100 M	40.84	120	106	12	20	80	76
HE 120 AA	13.62	109	120	4.2	5.5	98	94
HE 120 A	18.94	114	120	5	8	98	94
HE 120 B	25.75	120	120	6.5	11	98	94
HE 120 C	38.23	130	123	9.5	16	98	94
HE 120 M	51.18	140	126	12.5	21	98	94
HE 140 AA	17.13	128	140	4.3	6	116	112
HE 140 A	23.71	133	140	5.5	8.5	116	112
HE 140 B	32.77	140	140	7	12	116	112
HE 140 C	47.30	150	143	10	17	116	112
HE 140 M	62.29	160	146	13	22	116	112
HE 160 AA	22.34	148	160	4.5	7	134	130
HE 160 A	28.94	152	160	6	9	134	130
HE 160 B	41.09	160	160	8	13	134	130
HE 160 C	57.66	170	163	11	18	134	130
HE 160 M	74.70	180	166	14	23	134	130
HE 180 AA	27.18	167	180	5	7.5	152	148
HE 180 A	34.03	171	180	6	9.5	152	148
HE 180 B	49.73	180	180	8.5	14	152	148
HE 180 C	68.33	190	183	11.5	19	152	148
HE 180 M	87.41	200	186	14.5	24	152	148
HE 200 AA	32.48	186	200	5.5	8	170	166
HE 200 A	40.10	190	200	6.5	10	170	166
HE 200 B	59.13	200	200	9	15	170	166
HE 200 C	79.78	210	203	12	20	170	166
HE 200 M	100.90	220	206	15	25	170	166
HE 220 AA	38.24	205	220	6	8.5	188	184
HE 220 A	48.35	210	220	7	11	188	184
HE 220 B	69.31	220	220	9.5	16	188	184
HE 220 C	91.99	230	223	12.5	21	188	184
HE 220 M	115.15	240	226	15.5	26	188	184
HE 240 AA	44.45	224	240	6.5	9	206	202
HE 240 A	57.37	230	240	7.5	12	206	202
HE 240 B	80.25	240	240	10	17	206	202
HE 240 C	116.52	255	244	14	24.5	206	202
HE 240 M	156.68	270	248	18	32	206	202
HE 260 AA	50.29	244	260	6.5	9.5	225	221
HE 260 A	64.30	250	260	7.5	12.5	225	221
HE 260 B	89.12	260	260	10	17.5	225	221
HE 260 C	128.37	275	264	14	25	225	221
HE 260 M	168.56	290	268	18	32.5	225	221
HE 280 AA	57.39	264	280	7	10	244	240
HE 280 A	72.49	270	280	8	13	244	240
HE 280 B	99.26	280	280	10.5	18	244	240

H型鋼 H Sections

Profiles are laser fused with full penetration, equivalent to hot rolled.

- 尺寸: 符合EN 10365
- 公差: EN 10034:1993 • 等級: 符合EN 10025-2:2004
- Dimension: in accordance with EN 10365
- Tolerance: EN 10034:1993 • Grade: according to EN 10025-2:2004

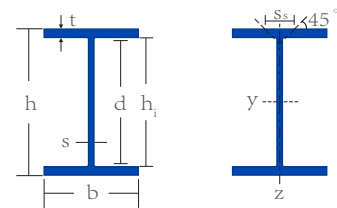


尺寸 Designation	I_y	W_{ely}	W_{ply}	i_y	A_{vz}	I_z	W_{elz}	W_{plz}	i_z	S_s	I_t	I_w
	mm ⁴ x 10 ⁴	mm ³ x 10 ³	mm ³ x 10 ³	mm x 10	mm ² x 10 ²	mm ⁴ x 10 ⁴	mm ³ x 10 ³	mm ³ x 10 ³	mm x 10	mm	mm ⁴ x 10 ⁴	mm ⁶ x 10 ⁹
HE 100 AA	219.77	48.30	53.88	3.91	3.85	91.72	18.34	27.86	2.52	17.54	1.35	1.68
HE 100 A	332.48	69.27	78.54	4.07	4.75	133.42	26.68	40.51	2.58	23.34	3.76	2.58
HE 100 B	432.80	86.56	99.74	4.17	5.83	166.81	33.36	50.73	2.59	28.34	7.20	3.38
HE 100 C	741.91	134.89	161.31	4.41	9.18	273.68	53.14	81.20	2.68	32.34	24.66	6.16
HE 100 M	1125.87	187.65	231.34	4.65	12.83	398.17	75.13	115.26	2.77	54.34	59.33	9.93
HE 120 AA	387.59	71.12	78.56	4.73	4.60	158.46	26.41	40.04	3.02	17.54	1.61	4.24
HE 120 A	580.38	101.82	113.93	4.90	5.65	230.51	38.42	58.22	3.09	23.34	4.52	6.47
HE 120 B	838.60	139.77	159.65	5.06	7.56	317.03	52.84	80.25	3.11	30.84	11.45	9.41
HE 120 C	1362.52	209.62	247.33	5.29	11.50	496.94	80.80	123.26	3.19	34.34	35.72	16.12
HE 120 M	1991.80	284.54	345.05	5.53	15.75	701.74	111.39	170.55	3.28	56.84	81.83	24.79
HE 140 AA	682.70	106.67	117.14	5.59	5.52	274.48	39.21	59.35	3.55	18.64	2.36	10.21
HE 140 A	996.38	149.83	166.85	5.74	7.22	388.90	55.56	84.19	3.59	24.84	6.40	15.06
HE 140 B	1472.48	210.35	238.79	5.94	9.47	549.14	78.45	119.03	3.63	33.34	17.29	22.48
HE 140 C	2293.02	305.74	357.16	6.17	14.01	829.50	116.01	176.74	3.71	36.34	49.77	36.64
HE 140 M	3254.61	406.83	487.19	6.40	18.85	1143.26	156.61	239.40	3.80	59.34	109.16	54.33
HE 160 AA	1206.00	162.97	178.35	6.51	6.66	477.97	59.75	90.29	4.10	20.84	4.09	23.75
HE 160 A	1596.10	210.01	233.08	6.58	8.97	614.65	76.83	116.42	4.08	26.34	8.78	31.41
HE 160 B	2415.12	301.89	341.90	6.79	12.31	888.05	111.01	168.56	4.12	36.34	25.55	47.94
HE 160 C	3627.28	426.74	495.58	7.03	17.47	1300.72	159.60	243.19	4.21	38.34	68.32	75.04
HE 160 M	5021.39	557.93	662.50	7.26	22.93	1756.56	211.63	323.49	4.30	62.34	143.70	108.05
HE 180 AA	1866.77	223.57	244.46	7.34	8.31	729.16	81.02	122.46	4.59	22.34	5.73	46.36
HE 180 A	2410.16	281.89	311.08	7.46	10.10	923.68	102.63	155.28	4.62	27.34	11.39	60.21
HE 180 B	3731.00	414.56	467.68	7.67	14.70	1361.59	151.29	229.56	4.64	38.84	35.75	93.75
HE 180 C	5442.98	572.94	661.25	7.91	20.46	1942.63	212.31	323.19	4.72	40.34	90.02	141.87
HE 180 M	7383.00	738.30	869.68	8.14	26.51	2577.82	277.19	423.17	4.81	64.84	182.86	199.33
HE 200 AA	2764.06	297.21	324.83	8.17	10.14	1066.91	106.69	161.30	5.08	23.84	7.82	84.49
HE 200 A	3511.91	369.67	407.25	8.29	12.13	1333.73	133.37	201.81	5.11	28.84	14.91	108.00
HE 200 B	5515.93	551.59	620.32	8.56	17.28	2001.04	200.10	303.46	5.15	41.34	48.68	171.13
HE 200 C	7849.12	747.54	858.39	8.79	23.63	2790.94	274.97	418.23	5.24	42.34	116.25	251.66
HE 200 M	10461.66	951.06	1112.92	9.02	30.28	3647.23	354.10	540.04	5.33	67.34	228.77	346.26
HE 220 AA	3947.74	385.15	420.79	9.00	12.16	1508.81	137.16	207.40	5.57	25.34	10.43	145.61
HE 220 A	5187.21	494.02	543.75	9.18	14.40	1952.68	177.52	268.52	5.63	31.34	21.65	193.27
HE 220 B	7868.48	715.32	802.34	9.44	20.05	2840.82	258.26	391.46	5.67	43.84	64.78	295.42
HE 220 C	10957.49	952.82	1089.52	9.67	27.00	3884.42	348.38	529.52	5.76	44.34	147.58	423.85
HE 220 M	14382.34	1198.53	1394.74	9.90	34.24	5007.90	443.18	675.31	5.84	69.84	282.13	572.68
HE 240 AA	5472.34	488.60	533.71	9.83	14.37	2074.08	172.84	261.39	6.05	26.84	13.64	239.63
HE 240 A	7400.34	643.51	707.76	10.06	16.86	2765.53	230.46	348.51	6.15	33.84	30.47	328.49
HE 240 B	10896.46	908.04	1016.28	10.32	23.01	3918.53	326.54	494.77	6.19	46.34	84.54	486.95
HE 240 C	16963.93	1330.50	1526.81	10.69	33.28	5936.50	486.60	739.44	6.32	51.34	252.71	787.89
HE 240 M	24299.58	1799.97	2116.95	11.03	60.07	8152.04	657.42	1005.93	6.39	106.60	627.90	1151.99
HE 260 AA	7416.32	607.89	661.87	10.76	15.66	2783.39	214.11	323.49	6.59	27.84	16.98	382.58
HE 260 A	9890.71	791.26	867.18	10.99	18.35	3662.46	281.73	425.68	6.69	34.84	36.85	516.35
HE 260 B	14355.18	1104.24	1230.32	11.24	24.98	5128.22	394.48	597.14	6.72	47.34	99.19	753.65
HE 260 C	22026.97	1601.96	1827.57	11.61	36.03	7671.72	581.19	882.25	6.85	52.34	289.40	1197.90
HE 260 M	30742.61	2120.18	2471.02	11.97	47.68	10437.42	778.91	1185.40	6.97	85.34	637.76	1728.35
HE 280 AA	9889.38	749.20	815.81	11.63	18.21	3659.37	261.38	395.00	7.07	29.34	21.54	590.11
HE 280 A	13004.70	963.31	1054.97	11.87	21.11	4757.31	339.81	513.52	7.18	36.34	45.01	785.37
HE 280 B	18601.67	1328.69	1477.18	12.13	28.26	6587.96	470.57	712.34	7.22	48.84	117.02	1130.15

H型鋼(續) H Sections (Continued)

Profiles are laser fused with full penetration, equivalent to hot rolled.

- 尺寸: 符合EN 10365
- 公差: EN 10034:1993 • 等級: 符合EN 10025-2:2004
- Dimension: in accordance with EN 10365
- Tolerance: EN 10034:1993 • Grade: according to EN 10025-2:2004

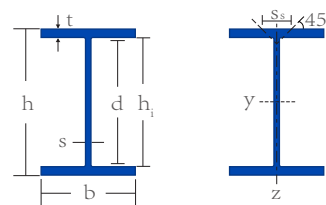


尺寸 Designation	單位重量 Mass per Unit Length	高度 Depth of Section	寬度 Width of Section	腰厚 Web Thickness	腿厚 Flange Thickness	h ₁ (mm)	d(mm)
	kg/m	h(mm)	b(mm)	s(mm)	t(mm)		
HE 280 C	141.49	295	284	14.5	25.5	244	240
HE 280 M	184.67	310	288	18.5	33	244	240
HE 300 AA	64.90	283	300	7.5	10.5	262	258
HE 300 A	83.45	290	300	8.5	14	262	258
HE 300 B	112.14	300	300	11	19	262	258
HE 300 C	171.80	320	305	16	29	262	258
HE 300 M	233.03	340	310	21	39	262	258
HE 320 AA	69.35	301	300	8	11	279	275
HE 320 A	92.74	310	300	9	15.5	279	275
HE 320 B	121.77	320	300	11.5	20.5	279	275
HE 320 C	181.12	340	305	16	30.5	279	275
HE 320 M	240.69	359	309	21	40	279	275
HE 340 AA	74.01	320	300	8.5	11.5	297	293
HE 340 A	99.89	330	300	9.5	16.5	297	293
HE 340 B	129.27	340	300	12	21.5	297	293
HE 340 M	243.04	377	309	21	40	297	293
HE 360 AA	78.80	339	300	9	12	315	311
HE 360 A	107.18	350	300	10	17.5	315	311
HE 360 B	136.91	360	300	12.5	22.5	315	311
HE 360 M	245.37	395	308	21	40	315	311
HE 400 AA	87.50	378	300	9.5	13	352	348
HE 400 A	119.91	390	300	11	19	352	348
HE 400 B	150.37	400	300	13.5	24	352	348
HE 400 M	250.85	432	307	21	40	352	348
HE 450 AA	94.85	425	300	10	13.5	398	394
HE 450 A	134.86	440	300	11.5	21	398	394
HE 450 B	166.22	450	300	14	26	398	394
HE 450 M	258.43	478	307	21	40	398	394
HE 500 AA	102.56	472	300	10.5	14	444	440
HE 500 A	150.18	490	300	12	23	444	440
HE 500 B	182.44	500	300	14.5	28	444	440
HE 500 M	265.39	524	306	21	40	444	440
HE 550 AA	115.09	522	300	11.5	15	492	488
HE 550 A	161.34	540	300	12.5	24	492	488
HE 550 B	194.55	550	300	15	29	492	488
HE 550 M	273.30	572	306	21	40	492	488
HE 600 AA	123.89	571	300	12	15.5	540	536
HE 600 A	172.88	590	300	13	25	540	536
HE 600 B	207.03	600	300	15.5	30	540	536
HE 600 M	280.58	620	305	21	40	540	536
HE 600 x 332	332.00	632	310	25.5	46	540	536
HE 600 x 394	394.25	648	315	30	54	540	536
HE 650 AA	133.08	620	300	12.5	16	588	584
HE 650 A	184.80	640	300	13.5	26	588	584
HE 650 B	219.89	650	300	16	31	588	584
HE 650 M	288.50	668	305	21	40	588	584
HE 650 x 341	340.89	680	309	25	46	588	584

H型鋼 (續) H Sections (Continued)

Profiles are laser fused with full penetration, equivalent to hot rolled.

- 尺寸: 符合EN 10365
- 公差: EN 10034:1993 • 等級: 符合EN 10025-2:2004
- Dimension: in accordance with EN 10365
- Tolerance: EN 10034:1993 • Grade: according to EN 10025-2:2004

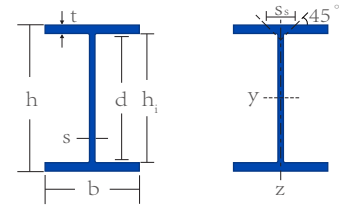


尺寸 Designation	I_y	W_{ely}	W_{ply}	i_y	A_{vz}	I_z	W_{elz}	W_{plz}	i_z	S_s	I_t	I_w
	mm ⁴ x 10 ⁴	mm ³ x 10 ³	mm ³ x 10 ³	mm x 10	mm ² x 10 ²	mm ⁴ x 10 ⁴	mm ³ x 10 ³	mm ³ x 10 ³	mm x 10	mm	mm ⁴ x 10 ⁴	mm ⁶ x 10 ⁹
HE 280 C	28138.29	1907.68	2167.95	12.49	40.13	9741.40	686.01	1041.22	7.35	53.34	332.29	1767.67
HE 280 M	38878.74	2508.31	2908.38	12.86	52.60	13151.24	913.28	1389.49	7.48	86.84	721.48	2520.23
HE 300 AA	12831.05	906.79	987.53	12.46	20.89	4725.93	315.06	476.20	7.56	30.84	26.95	877.15
HE 300 A	17290.45	1192.44	1305.52	12.75	24.05	6301.35	420.09	634.75	7.70	38.84	59.95	1199.77
HE 300 B	24192.63	1612.84	1790.92	13.01	31.70	8552.92	570.19	862.95	7.74	51.34	147.14	1687.79
HE 300 C	39977.97	2498.62	2848.92	13.52	47.75	13722.40	899.83	1365.66	7.92	60.34	519.62	2903.17
HE 300 M	58227.97	3425.17	3999.92	14.01	64.80	19384.41	1250.61	1902.87	8.08	101.34	1263.06	4386.03
HE 320 AA	15337.64	1019.11	1113.16	13.18	23.67	4951.20	330.08	499.48	7.49	32.34	31.53	1040.74
HE 320 A	21818.87	1407.67	1545.04	13.59	27.16	6976.70	465.11	703.17	7.68	42.34	80.62	1512.36
HE 320 B	29713.82	1857.11	2066.20	13.84	35.30	9228.55	615.24	931.75	7.71	54.84	183.85	2068.71
HE 320 C	47600.99	2800.06	3190.97	14.36	50.77	14432.30	946.38	1436.52	7.91	63.34	598.44	3453.90
HE 320 M	67025.12	3733.99	4351.98	14.80	68.62	19690.66	1274.48	1940.42	8.02	103.34	1353.67	5003.86
HE 340 AA	18288.04	1143.00	1252.28	13.93	26.72	5176.53	345.10	522.88	7.41	33.84	36.69	1231.29
HE 340 A	26428.86	1601.75	1761.83	14.41	30.48	7427.13	495.14	749.22	7.64	44.84	97.44	1824.36
HE 340 B	35392.15	2081.89	2319.46	14.66	39.11	9679.29	645.29	978.21	7.67	57.34	212.62	2453.63
HE 340 M	75107.43	3984.48	4628.93	15.58	72.40	19692.05	1274.57	1942.40	7.98	103.34	1359.22	5584.50
HE 360 AA	21608.52	1274.84	1401.00	14.67	29.94	5401.92	360.13	546.40	7.34	35.34	42.46	1443.54
HE 360 A	31660.94	1809.20	1994.23	15.23	33.98	7877.64	525.18	795.39	7.60	47.34	116.48	2176.58
HE 360 B	41764.60	2320.26	2588.74	15.47	43.12	10130.14	675.34	1024.83	7.62	59.84	244.31	2883.25
HE 360 M	83438.18	4224.72	4895.07	16.34	76.18	19503.09	1266.43	1932.05	7.90	103.34	1360.51	6137.02
HE 400 AA	29453.23	1558.37	1718.37	16.25	35.23	5852.52	390.17	592.96	7.25	37.84	54.22	1948.42
HE 400 A	43270.53	2219.00	2456.04	16.83	41.60	8553.92	570.26	865.67	7.48	51.34	151.13	2942.08
HE 400 B	55881.66	2794.08	3125.98	17.08	51.75	10807.23	720.48	1096.06	7.51	63.84	300.23	3817.15
HE 400 M	102320.23	4737.05	5464.86	17.89	83.95	19316.84	1258.43	1923.83	7.77	103.34	1367.67	7410.30
HE 450 AA	39569.35	1862.09	2063.27	18.10	41.72	6078.33	405.22	617.47	7.09	39.34	62.75	2571.73
HE 450 A	61403.35	2791.06	3095.79	18.91	49.06	9455.06	630.34	958.18	7.42	55.84	202.31	4147.63
HE 450 B	77569.28	3447.52	3862.30	19.14	60.43	11709.12	780.61	1189.53	7.44	68.34	379.89	5258.45
HE 450 M	129166.06	5404.44	6210.94	19.81	93.61	19320.39	1258.66	1928.90	7.66	103.34	1381.87	9251.50
HE 500 AA	51739.75	2192.36	2441.84	19.90	48.68	6304.29	420.29	642.26	6.95	40.84	72.36	3303.78
HE 500 A	84071.23	3431.48	3814.47	20.96	56.99	10356.41	690.43	1051.01	7.36	60.34	263.81	5643.05
HE 500 B	104272.24	4170.89	4680.18	21.18	69.59	12611.30	840.75	1283.36	7.37	72.84	472.29	7017.70
HE 500 M	159025.39	6069.67	6959.88	21.69	103.27	19136.05	1250.72	1921.71	7.52	103.34	1391.80	11186.75
HE 550 AA	69286.92	2654.67	2978.28	21.74	58.94	6756.25	450.42	691.29	6.79	43.84	92.96	4337.70
HE 550 A	108347.76	4012.88	4472.49	22.96	65.49	10808.02	720.53	1099.24	7.25	62.84	302.37	7188.91
HE 550 B	133106.42	4840.23	5441.28	23.17	79.34	13063.86	870.92	1332.70	7.26	75.34	529.36	8855.76
HE 550 M	194399.50	6797.19	7783.36	23.63	113.35	19139.76	1250.96	1927.00	7.41	103.34	1406.62	13515.63
HE 600 AA	87534.88	3066.02	3458.80	23.55	67.31	6982.79	465.52	716.96	6.65	45.34	106.20	5380.87
HE 600 A	136871.05	4639.70	5186.13	24.93	74.48	11259.90	750.66	1147.84	7.15	65.34	344.73	8978.20
HE 600 B	166704.05	5556.80	6260.88	25.14	89.58	13516.78	901.12	1382.46	7.16	77.84	591.14	10965.38
HE 600 M	233110.48	7519.69	8607.83	25.54	123.43	18956.80	1243.07	1920.07	7.28	103.34	1417.17	15907.59
HE 600 x 332	278830.30	8823.74	10216.24	25.68	151.30	22914.44	1478.35	2298.13	7.36	94.34	2228.45	19607.71
HE 600 x 394	340304.65	10503.23	12291.87	26.03	180.39	28251.87	1793.77	2800.63	7.50	110.34	3635.59	24813.45
HE 650 AA	108782.73	3509.12	3980.66	25.33	76.17	7209.59	480.64	742.99	6.52	46.84	120.94	6566.69
HE 650 A	170016.88	5313.03	5957.09	26.87	83.96	11712.07	780.80	1196.82	7.05	67.84	391.09	11027.13
HE 650 B	205454.74	6321.68	7140.68	27.08	100.31	13970.09	931.34	1432.66	7.06	80.34	657.86	13362.74
HE 650 M	276506.22	8278.63	9477.76	27.43	133.51	18960.50	1243.31	1925.36	7.18	103.34	1431.99	18649.52
HE 650 x 341	329401.71	9688.29	11216.80	27.54	163.54	22700.76	1469.30	2291.70	7.23	94.34	2248.49	22730.06

H型鋼(續) H Sections (Continued)

Profiles are laser fused with full penetration, equivalent to hot rolled.

- 尺寸: 符合EN 10365
- 公差: EN 10034:1993 • 等級: 符合EN 10025-2:2004
- Dimension: in accordance with EN 10365
- Tolerance: EN 10034:1993 • Grade: according to EN 10025-2:2004

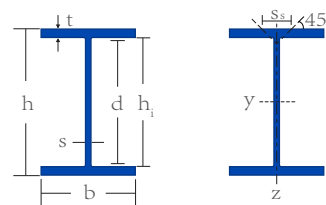


尺寸 Designation	單位重量 Mass per Unit Length	高度 Depth of Section	寬度 Width of Section	腰厚 Web Thickness	腿厚 Flange Thickness	h ₁ (mm)	d(mm)
	kg/m	h(mm)	b(mm)	s(mm)	t(mm)		
HE 650 x 405	404.71	696	314	29.5	54	588	584
HE 700 AA	145.00	670	300	13	17	636	632
HE 700 A	199.59	690	300	14.5	27	636	632
HE 700 B	235.62	700	300	17	32	636	632
HE 700 M	295.78	716	304	21	40	636	632
HE 700 x 347	347.28	728	308	25	46	636	632
HE 700 x 413	412.67	744	313	29.5	54	636	632
HE 800 AA	165.47	770	300	14	18	734	730
HE 800 A	218.33	790	300	15	28	734	730
HE 800 B	256.29	800	300	17.5	33	734	730
HE 800 M	311.31	814	303	21	40	734	730
HE 800 x 367	366.51	826	308	25	46	734	730
HE 800 x 438	438.24	842	313	30	54	734	730
HE 900 AA	191.96	870	300	15	20	830	826
HE 900 A	245.57	890	300	16	30	830	826
HE 900 B	285.41	900	300	18.5	35	830	826
HE 900 M	326.51	910	302	21	40	830	826
HE 900 x 385	384.63	922	307	25	46	830	826
HE 900 x 460	460.00	938	312	30	54	830	826
HE 1000 AA	215.49	970	300	16	21	928	924
HE 1000 x 243	242.68	980	300	16.5	26	928	924
HE 1000 A	266.23	990	300	16.5	31	928	924
HE 1000 B	307.99	1000	300	19	36	928	924
HE 1000 M	342.66	1008	302	21	40	928	924
HE 1000 x 387	386.65	1016	303	24.4	43.9	928.2	924.2
HE 1000 x 409	408.98	1020	304	26	46	928	924
HE 1000 x 431	430.63	1026	305	26.9	49	928	924
HE 1000 x 488	487.82	1036	309	31	54	928	924
HE 1000 x 578	577.78	1056	314	36	64	928	924
HL 920 x 345W	345	927	418	19.3	32	863	825
HL 920 x 368W	368	931	419	20.3	34.3	862.4	824.4
HL 920 x 390W	390	936	420	21.3	36.6	862.8	824.8
HL 920 x 420W	420	943	422	22.5	39.9	863.2	825.2
HL 920 x 449W	449	948	423	24	42.7	862.6	824.6
HL 920 x 491W	491	957	422	25.9	47	863	825
HL 920 x 537W	537	965	425	28.4	51.1	862.8	824.8
HL 920 x 588W	588	976	427	31	55.9	864.2	826.2
HL 920 x 656W	656	987	431	34.5	62	863	825
HL 920 x 725W	725	999	434	38.1	68.1	862.8	824.8
HL 920 x 787W	787	1011	437	40.9	73.9	863.2	825.2
HL 1000 AA	296	982	400	16.5	27	928	868
HL 1000 A	321	990	400	16.5	31	928	868
HL 1000 B	371	1000	400	19	36	928	868
HL 1000 M	412	1008	402	21	40	928	868
HL 1000 x 443	443	1012	402	23.6	41.9	928	868
HL 1000 x 483	483	1020	404	25.4	46	928	868

H型鋼 (續) H Sections (Continued)

Profiles are laser fused with full penetration, equivalent to hot rolled.

- 尺寸: 符合EN 10365
- 公差: EN 10034:1993 • 等級: 符合EN 10025-2:2004
- Dimension: in accordance with EN 10365
- Tolerance: EN 10034:1993 • Grade: according to EN 10025-2:2004

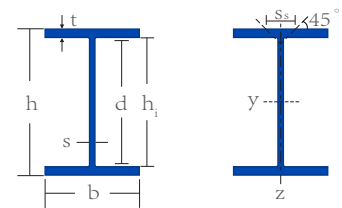


尺寸 Designation	I_y	W_{ely}	W_{ply}	i_y	A_{vz}	I_z	W_{elz}	W_{plz}	i_z	S_s	I_t	I_w
	mm ⁴ x 10 ⁴	mm ³ x 10 ³	mm ³ x 10 ³	mm x 10	mm ² x 10 ²	mm ⁴ x 10 ⁴	mm ³ x 10 ³	mm ³ x 10 ³	mm x 10	mm	mm ⁴ x 10 ⁴	mm ⁶ x 10 ⁹
HE 650 x 405	401110.66	11526.17	13479.84	27.89	194.79	27995.61	1783.16	2794.45	7.37	110.34	3668.29	28710.55
HE 700 AA	136663.26	4079.50	4646	27.20	85.60	7661.66	510.78	791.89	6.44	49.34	145.51	8155.07
HE 700 A	209244	6065.04	6837.69	28.69	97.25	12166.18	811.08	1248.46	6.92	70.84	448.81	13351.91
HE 700 B	250831.07	7166.60	8133.00	28.91	114.87	14426.07	961.74	1485.98	6.93	83.34	739.76	16064.06
HE 700 M	323220.70	9028.51	10344.85	29.29	143.59	18778.77	1235.45	1918.48	7.06	103.34	1442.54	21397.49
HE 700 x 347	383623.85	10539.12	12191.77	29.45	172.37	22483.42	1459.96	2281.29	7.13	94.34	2244.96	26047.59
HE 700 x 413	466451.12	12539.01	14646.63	29.79	205.74	27734.01	1772.14	2783.58	7.26	110.34	3667.59	32848.36
HE 800 AA	198896.85	5166.15	5947.70	30.72	106.03	8116.80	541.12	845.99	6.21	52.34	184.73	11451.46
HE 800 A	293457.24	7429.30	8422.39	32.48	115.45	12620.67	841.38	1301.31	6.74	73.34	510.51	18290.29
HE 800 B	349098.22	8727.46	9951.62	32.70	135.58	14882.81	992.19	1541.23	6.75	85.84	827.34	21840.23
HE 800 M	432612.60	10629.30	12210.61	33.03	164.17	18602.11	1227.86	1917.14	6.85	103.34	1468.53	27775.29
HE 800 x 367	513921.13	12443.61	14419.52	33.18	196.87	22496.18	1460.79	2296.60	6.94	94.34	2296.00	34071.24
HE 800 x 438	624489.07	14833.47	17360.70	33.45	238.59	27763.10	1774.00	2810.37	7.05	110.34	3789.20	42841.83
HE 900 AA	288322.38	6628.10	7684.80	34.34	128.33	9023.37	601.56	946.71	6.07	57.34	254.07	16256.25
HE 900 A	409252.28	9196.68	10497.02	36.17	138.83	13528.36	901.89	1403.15	6.58	78.34	638.35	24961.50
HE 900 B	481242.00	10694.27	12270.09	36.38	161.46	15793.83	1052.92	1646.05	6.59	90.84	1003.74	29461.36
HE 900 M	557611.47	12255.20	14127.75	36.61	184.33	18426.50	1220.30	1915.63	6.66	103.34	1493.89	34746.26
HE 900 x 385	661523.53	14349.75	16677.92	36.74	220.87	22291.20	1452.20	2297.46	6.74	94.34	2339.52	42556.89
HE 900 x 460	802123.11	17102.84	20061.81	37.00	267.39	27521.03	1764.17	2815.09	6.85	110.34	3865.10	53401.18
HE 1000 AA	390366.57	8048.80	9425.03	37.71	152.71	9481.70	632.11	1004.42	5.88	60.34	312.95	21276.70
HE 1000 x 243	464993.98	9489.67	10995.18	38.78	158.48	11734.77	782.32	1233.19	6.16	54.34	485.96	26620.89
HE 1000 A	537761.48	10863.87	12472.68	39.82	159.51	13984.77	932.32	1458.19	6.42	80.84	717.54	32073.87
HE 1000 B	628663.54	12573.27	14503.42	40.03	184.63	16253.08	1083.54	1703.79	6.44	93.34	1112.68	37636.49
HE 1000 M	706214.69	14012.20	16216.25	40.22	204.91	18434.06	1220.80	1926.43	6.50	103.34	1524.15	43015.04
HE 1000 x 387	791596.80	15582.61	18187.66	40.09	238.98	20466.02	1350.89	2153.40	6.45	90.14	2091.54	48084.27
HE 1000 x 409	837036.61	16412.48	19219.70	40.08	255.11	21675.07	1425.99	2282.45	6.45	94.34	2438.11	51084.04
HE 1000 x 431	893092.86	17409.22	20394.32	40.35	264.81	23321.57	1529.28	2447.04	6.52	100.34	2886.33	55293.42
HE 1000 x 488	1011874.75	19534.26	23061.42	40.35	306.61	26783.74	1733.58	2800.99	6.57	110.34	4019.01	64014.88
HE 1000 x 578	1229986.80	23295.20	27687.48	40.88	359.71	33384.01	2126.37	3455.81	6.73	130.34	6623.55	81242.08
HL 920 x 345W	64500	13920	15700	38.41	188.0	39010	1867	2880	9.45	105.6	1159	78120
HL 920 x 368W	692200	14870	16790	38.56	198.2	42120	2010	3104	9.51	111.2	1408	84670
HL 920 x 390W	741700	15850	17920	38.74	208.6	45270	2156	3331	9.57	116.8	1691	91550
HL 920 x 420W	813300	17250	19530	39.02	221.5	50070	2373	3667	9.68	124.6	2151	102100
HL 920 x 449W	874700	18450	20950	39.13	236.6	53970	2552	3949	9.72	131.7	2627	110600
HL 920 x 491W	966300	20200	23000	39.37	256.6	59000	2796	4335	9.73	142.2	3441	122200
HL 920 x 537W	1066000	22080	25270	39.51	282.1	65550	3085	4795	9.80	152.9	4447	136900
HL 920 x 588W	1184000	24260	27880	39.78	309.6	72760	3408	5310	9.86	165.1	5808	154000
HL 920 x 656W	1335000	27060	31270	39.98	345.8	83040	3853	6022	9.97	180.8	7950	177600
HL 920 x 725W	1492000	29880	34740	40.21	383.6	93200	4295	6734	10.05	196.6	10570	201900
HL 920 x 787W	1646000	32560	38010	40.53	414.5	103300	4728	7425	10.15	211.0	13430	226800
HL 1000 AA	618700	12600	14220	40.52	181.5	28850	1443	2235	8.75	105.6	756.9	65670
HL 1000 A	696400	14070	15800	41.27	184.6	33120	1656	2555	9.00	113.6	1021	76030
HL 1000 B	812100	16240	18330	41.48	212.5	38480	1924	2976	9.03	126.1	1565	89210
HL 1000 M	909800	18050	20440	41.66	235.0	43410	2160	3348	9.10	136.1	2128	101460
HL 1000 x 443	966510	19101	21777	41.41	261.8	45500	2264	3529	8.98	142.5	2545	106740
HL 1000 x 483	1067480	20931	23923	41.66	282.7	50710	2510	3919	9.08	152.5	3311	119900

H型鋼(續) H Sections (Continued)

Profiles are laser fused with full penetration, equivalent to hot rolled.

- 尺寸: 符合EN 10365
- 公差: EN 10034:1993 • 等級: 符合EN 10025-2:2004
- Dimension: in accordance with EN 10365
- Tolerance: EN 10034:1993 • Grade: according to EN 10025-2:2004

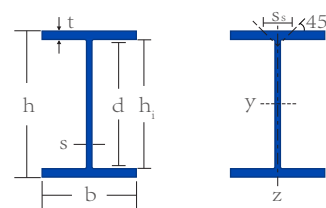


尺寸 Designation	單位重量 Mass per Unit Length	高度 Depth of Section	寬度 Width of Section	腰厚 Web Thickness	腿厚 Flange Thickness	h ₁ (mm)	d(mm)
	kg/m	h(mm)	b(mm)	s(mm)	t(mm)		
HL 1000 x 539	539	1030	407	28.4	51.1	928	868
HL 1000 x 554	554	1032	408	29.5	52	928	868
HL 1000 x 591	591	1040	409	31	55.9	928	868
HL 1000 x 642	642	1048	412	34	60	928	868
HL 1000 x 748	748	1068	417	39	70	928	868
HL 1100 A	343	1090	400	18	31	1028	988
HL 1100 B	390	1100	400	20	36	1028	988
HL 1100 M	433	1108	402	22	40	1028	988
HL 1100 R	499	1118	405	26	45	1028	988
HD 260 x 54.1	54.1	244	260	6.5	9.5	225	177
HD 260 x 68.2	68.2	250	260	7.5	12.5	225	177
HD 260 x 93.0	93.0	260	260	10	17.5	225	177
HD 260 x 114	114	268	262	12.5	21.5	225	177
HD 260 x 142	142	278	265	15.5	26.5	225	177
HD 260 x 172	172	290	268	18	32.5	225	177
HD 320 x 74.2	74.2	301	300	8	11	279	225
HD 320 x 97.6	97.6	310	300	9	15.5	279	225
HD 320 x 127	127	320	300	11.5	20.5	279	225
HD 320 x 158	158	330	303	14.5	25.5	279	225
HD 320 x 198	198	343	306	18	32	279	225
HD 320 x 245	245	359	309	21	40	279	225
HD 320 x 300	300	375	313	27	48	279	225
HD 360 x 134	134	356	369	11.2	18	320	290
HD 360 x 147	147	360	370	12.3	19.8	320.4	290.4
HD 360 x 162	162	364	371	13.3	21.8	320.4	290.4
HD 360 x 179	179	368	373	15	23.9	320.2	290.2
HD 360 x 196	196	372	374	16.4	26.2	319.6	289.6
HD 400 x 187	187	368	391	15	24	320	290
HD 400 x 216	216	375	394	17.3	27.7	319.6	289.6
HD 400 x 237	237	380	395	18.9	30.2	319.6	289.6
HD 400 x 262	262	387	398	21.1	33.3	320.4	290.4
HD 400 x 287	287	393	399	22.6	36.6	319.8	289.8
HD 400 x 314	314	399	401	24.9	39.6	319.8	289.8
HD 400 x 347	347	407	404	27.2	43.7	319.6	289.6
HD 400 x 382	382	416	406	29.8	48	320	290
HD 400 x 421	421	425	409	32.8	52.6	319.6	289.8
HD 400 x 463	463	435	412	35.8	57.4	320.2	290.2
HD 400 x 509	509	446	416	39.1	62.7	320.6	290.6
HP 200 x 43	42.5	200	205	9	9	182	162
HP 200 x 53	53.5	204	207	11.3	11.3	181.4	161.4
HP 220 x 57	57.2	210	224.5	11	11	188	152
HP 250 x 62	62	246	256	10.5	10.7	225	199
HP 250 x 85	85	254	260	14.4	14.4	225	199
HP 260 x 75	75	249	265	12	12	225	177
HP 260 x 87	87.3	253	267	14	14	225	177
HP 305 x 79	78.4	299.3	306.4	11	11	277.3	246.9

H型鋼 (續) H Sections (Continued)

Profiles are laser fused with full penetration, equivalent to hot rolled.

- 尺寸: 符合EN 10365
- 公差: EN 10034:1993 • 等級: 符合EN 10025-2:2004
- Dimension: in accordance with EN 10365
- Tolerance: EN 10034:1993 • Grade: according to EN 10025-2:2004

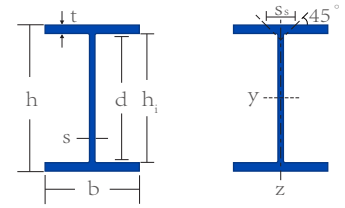


尺寸 Designation	I_y	W_{ely}	W_{ply}	i_y	A_{vz}	I_z	W_{elz}	W_{plz}	i_z	S_s	I_t	I_w
	$mm^4 \times 10^4$	$mm^3 \times 10^3$	$mm^3 \times 10^3$	$mm \times 10$	$mm^2 \times 10^2$	$mm^4 \times 10^4$	$mm^3 \times 10^3$	$mm^3 \times 10^3$	$mm \times 10$	mm	$mm^4 \times 10^4$	$mm^6 \times 10^9$
HL 1000 x 539	1202540	23350	26824	41.83	316.4	57690	2832	4436	9.16	165.7	4546	137550
HL 1000 x 554	1232000	23880	27500	41.79	328.0	59100	2897	4547	9.15	168.6	4860	141330
HL 1000 x 591	1331040	25597	29530	42.05	346.3	64010	3130	4916	9.22	177.9	5927	154330
HL 1000 x 642	1451000	27680	32100	42.12	379.6	70280	3412	5379	9.27	189.1	7440	170670
HL 1000 x 748	1732000	32430	37880	42.62	438.9	85111	4082	6459	9.45	214.1	11670	210650
HL 1100 A	867400	15920	18060	44.58	206.5	33120	1656	2568	8.71	103.4	1037	92710
HL 1100 B	1005000	18280	20780	44.98	230.6	38480	1924	2988	8.80	115.4	1564	108680
HL 1100 M	1126000	20320	23160	45.19	254.4	43410	2160	3362	8.87	125.4	2130	123500
HL 1100 R	1294000	23150	26600	45.14	300.4	49980	2468	3870	8.87	139.4	3135	143410
HD 260 x 54.1	7981	654.1	714.5	10.76	24.75	2788	214.5	327.7	6.36	53.62	30.31	382.6
HD 260 x 68.2	10450	836.4	919.8	10.97	28.76	3668	282.1	430.2	6.50	60.62	52.37	516.4
HD 260 x 93.0	14920	1148	1283	11.22	37.59	5135	395.0	602.2	6.58	73.12	123.8	753.7
HD 260 x 114	18910	1411	1600	11.39	46.08	6456	492.8	752.5	6.66	83.62	222.4	979
HD 260 x 142	24330	1750	2015	11.62	56.65	8236	621.6	950.5	6.76	96.62	406.8	1300
HD 260 x 172	31310	2159	2524	11.94	66.89	10450	779.7	1192	6.90	111.1	719.0	1728
HD 320 x 74.2	16450	1093	1196	13.19	35.40	4959	330.6	505.7	7.24	61.63	55.87	1041
HD 320 x 97.6	22930	1479	1628	13.58	41.13	6985	465.7	709.7	7.49	71.63	108.0	1512
HD 320 x 127	30820	1926	2149	13.82	51.77	9239	615.9	939.1	7.57	84.13	225.1	2069
HD 320 x 158	39640	2403	2718	14.04	64.18	11840	781.7	1194	7.67	97.13	420.5	2741
HD 320 x 198	51900	3026	3479	14.34	79.52	15310	1001	1530	7.79	113.6	805.3	3695
HD 320 x 245	68130	3796	4435	14.78	94.85	19710	1276	1951	7.95	132.6	1501	5004
HD 320 x 300	86900	4635	5522	15.08	120.47	24600	1572	2414	8.02	154.6	2650	6558
HD 360 x 134	41510	2332	2562	15.60	45.19	15080	817.3	1237	9.40	64.77	168.8	4305
HD 360 x 147	46290	2572	2838	15.70	49.72	16720	903.9	1369	9.43	69.47	223.7	4836
HD 360 x 162	51540	2832	3139	15.81	53.98	18560	1001	1516	9.49	74.47	295.5	5432
HD 360 x 179	57440	3122	3482	15.86	60.72	20680	1109	1683	9.52	80.37	393.8	6119
HD 360 x 196	63630	3421	3837	15.94	66.50	22860	1222	1856	9.56	86.37	517.1	6829
HD 400 x 187	60180	3271	3642	15.91	60.73	23920	1224	1855	10.03	80.57	414.6	7074
HD 400 x 216	71140	3794	4262	16.07	70.32	28250	1434	2176	10.13	90.27	637.3	8515
HD 400 x 237	78780	4146	4686	16.18	77.10	31040	1572	2387	10.16	96.87	825.5	9489
HD 400 x 262	89410	4620	5260	16.35	86.55	35020	1760	2676	10.23	105.3	1116	10940
HD 400 x 287	99710	5074	5813	16.50	93.46	38780	1944	2957	10.29	113.4	1464	12300
HD 400 x 314	110200	5525	6374	16.62	103.3	42600	2125	3236	10.33	121.7	1870	13740
HD 400 x 347	124900	6140	7139	16.81	113.9	48090	2380	3629	10.43	132.2	2510	15850
HD 400 x 382	141300	6794	7965	17.03	126.0	53620	2641	4031	10.49	143.4	3326	18130
HD 400 x 421	159600	7510	8880	17.24	139.9	60080	2938	4489	10.58	155.6	4398	20800
HD 400 x 463	180200	8283	9878	17.48	154.3	67040	3254	4978	10.66	168.2	5735	23850
HD 400 x 509	204500	9172	11030	17.75	170.6	75400	3625	5552	10.78	182.1	7513	27630
HP 200 x 43	3888	388.8	434.5	8.47	19.85	1294	126.2	193.4	4.89	38.72	17.68	117.9
HP 200 x 53	4977	488.0	551.3	8.55	24.89	1673	161.7	248.6	4.96	45.62	34.20	155.1
HP 220 x 57	5729	545.6	613.7	8.87	28.63	2079	185.2	285.5	5.34	54.09	44.18	205.4
HP 250 x 62	8753	711.6	792.8	10.47	28.94	2995	234	358	6.13	47.1	37.02	414.1
HP 250 x 85	12305	968.9	1096	10.64	39.70	4225	325	499.9	6.23	58.4	89.32	605.4
HP 260 x 75	10650	855.1	958.5	10.56	39.14	3733	281.7	435.1	6.25	64.12	79.29	522.6
HP 260 x 87	12590	994.9	1124	10.64	45.12	4455	333.7	516.2	6.33	70.12	115.7	634.2
HP 305 x 79	16331	1091	1210	12.79	37.04	5278	344.5	526.5	7.27	50.81	50.64	1096

H型鋼(續) H Sections (Continued)

Profiles are laser fused with full penetration, equivalent to hot rolled.

- 尺寸: 符合EN 10365
- 公差: EN 10034:1993 • 等級: 符合EN 10025-2:2004
- Dimension: in accordance with EN 10365
- Tolerance: EN 10034:1993 • Grade: according to EN 10025-2:2004

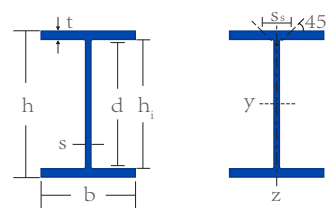


尺寸 Designation	單位重量 Mass per Unit Length	高度 Depth of Section	寬度 Width of Section	腰厚 Web Thickness	腿厚 Flange Thickness	h ₁ (mm)	d(mm)
	kg/m	h(mm)	b(mm)	s(mm)	t(mm)		
HP 305 x 88	88.0	301.7	307.8	12.4	12.3	277.1	246.7
HP 305 x 95	94.9	303.7	308.7	13.3	13.3	277.1	246.7
HP 305 x 110	110	307.9	310.7	15.3	15.4	277.1	246.7
HP 305 x 126	126	312.3	312.9	17.5	17.6	277.1	246.7
HP 305 x 149	149	318.5	316	20.6	20.7	277.1	246.7
HP 305 x 180	180	326.7	319.7	24.8	24.8	277.1	246.7
HP 305 x 186	186	328.3	320.9	25.5	25.6	277.1	246.7
HP 305 x 223	223	337.9	325.7	30.3	30.4	277.1	246.7
HP 310 x 79	79	299	306	11	11	277	247
HP 310 x 93	93	303	308	13.1	13.1	277	247
HP 310 x 110	110	308	310	15.4	15.5	277	247
HP 310 x 125	125	312	312	17.4	17.4	277	247
HP 310 x 132	132	314	313	18.3	18.3	277	247
HP 320 x 88	88.5	303	304	12	12	279	225
HP 320 x 103	103	307	306	14	14	279	225
HP 320 x 117	117	311	308	16	16	279	225
HP 320 x 147	147	319	312	20	20	279	225
HP 320 x 184	184	329	317	25	25	279	225
HP 360 x 84	84.3	340	367	10	10	320	289.6
HP 360 x 109	109	346.4	371	12.8	12.9	320.6	290.2
HP 360 x 108	108	346	370	12.8	12.8	320	290
HP 360 x 132	132	351	373	15.6	15.6	320	290
HP 360 x 133	133	352	373.8	15.6	15.7	320.6	290.2
HP 360 x 152	152	356.4	376	17.8	17.9	320.6	290.2
HP 360 x 174	174	361.4	378.5	20.3	20.4	320.6	290.2
HP 360 x 180	180	362.9	378.8	21.1	21.1	320.7	290.3
HP 400 x 122	122	348	390	14	14	320	290
HP 400 x 140	140	352	392	16	16	320	290
HP 400 x 158	158	356	394	18	18	320	290
HP 400 x 176	176	360	396	20	20	320	290
HP 400 x 194	194	364	398	22	22	320	290
HP 400 x 213	213	368	400	24	24	320	290
HP 400 x 231	231	372	402	26	26	320	290

H型鋼 (續) H Sections (Continued)

Profiles are laser fused with full penetration, equivalent to hot rolled.

- 尺寸: 符合EN 10365
- 公差: EN 10034:1993 • 等級: 符合EN 10025-2:2004
- Dimension: in accordance with EN 10365
- Tolerance: EN 10034:1993 • Grade: according to EN 10025-2:2004

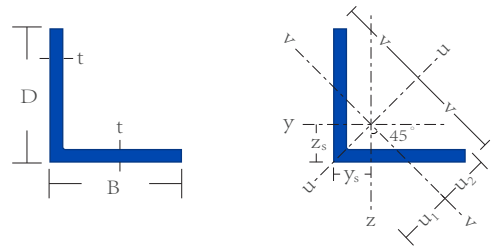


尺寸 Designation	I_y	$W_{el,y}$	$W_{pl,y}$	i_y	A_{vz}	I_z	$W_{el,z}$	$W_{pl,z}$	i_z	S_s	I_t	I_w
	$mm^4 \times 10^4$	$mm^3 \times 10^3$	$mm^3 \times 10^3$	$mm \times 10$	$mm^2 \times 10^2$	$mm^4 \times 10^4$	$mm^3 \times 10^3$	$mm^3 \times 10^3$	$mm \times 10$	mm	$mm^4 \times 10^4$	$mm^6 \times 10^9$
HP 305 x 88	18420	1221	1360	12.82	41.61	5984	388.9	595.2	7.31	54.81	70.05	1252
HP 305 x 95	20040	1320	1474	12.87	44.65	6529	423.0	648.0	7.35	57.71	86.69	1375
HP 305 x 110	23560	1531	1720	12.97	51.42	7709	496.2	761.7	7.40	63.91	131.4	1647
HP 305 x 126	27410	1755	1986	13.06	58.91	9002	575.4	885.2	7.49	70.51	194.3	1951
HP 305 x 149	33070	2076	2370	13.20	69.62	10910	690.5	1066	7.58	79.81	314.2	2414
HP 305 x 180	40970	2508	2897	13.37	84.39	13550	847.4	1313	7.69	92.21	541.7	3077
HP 305 x 186	42610	2596	3003	13.41	86.95	14140	881.5	1366	7.73	94.51	593.7	3230
HP 305 x 223	52700	3119	3653	13.62	104.4	17580	1079	1680	7.87	108.9	998.4	4138
HP 310 x 79	16270	1088	1207	12.77	36.91	5258	343.6	525.1	7.26	50.6	50.30	1089
HP 310 x 93	19630	1296	1447	12.85	43.84	6387	414.7	635.1	7.33	56.9	82.53	1340
HP 310 x 110	23660	1536	1727	12.97	51.63	7707	497.2	763.3	7.40	64.0	133.1	1646
HP 310 x 125	27030	1733	1960	13.05	58.41	8823	565.6	870.2	7.46	69.8	188.2	1911
HP 310 x 132	28680	1827	2072	13.10	61.53	9370	598.7	922.1	7.48	72.5	218.5	2044
HP 320 x 88	18740	1237	1379	12.90	47.66	5634	370.6	572.1	7.07	67.60	99.04	1190
HP 320 x 103	22050	1437	1611	12.97	54.84	6704	438.2	677.3	7.15	73.60	142.3	1435
HP 320 x 117	25480	1638	1849	13.06	62.10	7815	507.5	785.5	7.23	79.60	198.5	1695
HP 320 x 147	32670	2048	2338	13.22	76.86	10160	651.3	1011	7.37	91.60	357.1	2263
HP 320 x 184	42340	2574	2979	13.44	95.76	13330	841.2	1311	7.54	106.6	662.0	3067
HP 360 x 84	23210	1365	1498	14.70	38.02	8243	449.2	683.1	8.76	47.81	44.41	2243
HP 360 x 109	30630	1769	1956	14.86	48.59	10990	592.3	902.9	8.90	56.41	90.73	3053
HP 360 x 108	30290	1751	1937	14.83	48.42	10810	584.5	891.2	8.86	56.0	88.99	2999
HP 360 x 132	37480	2135	2381	14.93	58.93	13510	724.2	1107	8.96	64.4	158.0	3795
HP 360 x 133	37980	2158	2406	14.98	59.22	13680	731.9	1119	8.99	64.81	160.7	3864
HP 360 x 152	43970	2468	2767	15.07	67.68	15880	844.5	1293	9.05	71.41	236.4	4543
HP 360 x 174	51010	2823	3186	15.18	77.41	18460	975.6	1497	9.13	78.91	348.5	5360
HP 360 x 180	53040	2923	3306	15.20	80.52	19140	1011	1552	9.13	81.11	387.2	5583
HP 400 x 122	34770	1998	2212	14.93	52.89	13850	710.3	1082	9.42	59.57	118.7	3860
HP 400 x 140	40270	2288	2547	15.02	60.49	16080	820.2	1252	9.49	65.57	175.3	4534
HP 400 x 158	45940	2581	2888	15.10	68.17	18370	932.4	1425	9.55	71.57	248.0	5241
HP 400 x 176	51770	2876	3235	15.19	75.93	20720	1047	1603	9.61	77.57	338.9	5982
HP 400 x 194	57760	3174	3588	15.28	83.77	23150	1163	1784	9.67	83.57	450.2	6759
HP 400 x 213	63920	3474	3947	15.37	91.69	25640	1282	1969	9.73	89.57	584.2	7574
HP 400 x 231	70260	3777	4312	15.45	99.69	28200	1403	2158	9.79	95.57	743.1	8425

角鐵(等邊) Equal Angles

Profiles are laser fused with full penetration, equivalent to hot rolled. 型材採用激光熔透，等同於熱軋。

- 尺寸: 符合EN 10056-1:1998
- 公差: EN 10056-2:1993 • 等級: 符合EN 10025-2:2004
- Dimension: in accordance with EN 10056-1:1998
- Tolerance: EN 10056-2:1993 • Grade: according to EN 10025-2:2004

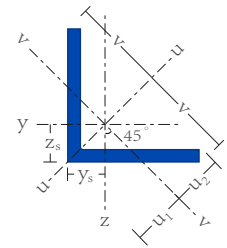
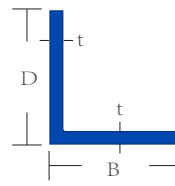


尺寸 Size	單位重量 Mass per Unit Length	$Z_s=Y_s$	v	u_1	u_2
D x B x t (mm)	kg/m	mm	mm	mm	mm
L 30 x 30 x 3	1.36	8.35	21.21	11.81	10.49
L 30 x 30 x 4	1.78	8.78	21.21	12.42	10.58
L 30 x 30 x 5	2.18	9.18	21.21	12.99	10.73
L 30 x 30 x 6	2.57	9.56	21.21	13.52	10.90
L 35 x 35 x 4	2.09	10.03	24.75	14.18	12.36
L 35 x 35 x 5	2.57	10.43	24.75	14.75	12.50
L 40 x 40 x 3	1.84	10.84	28.28	15.33	14.04
L 40 x 40 x 4	2.42	11.20	28.28	15.83	14.04
L 40 x 40 x 5	2.97	11.62	28.28	16.43	14.14
L 40 x 40 x 6	3.52	12.02	28.28	17.00	14.29
L 45 x 45 x 3	2.09	11.84	31.82	16.74	15.75
L 45 x 45 x 4	2.74	12.35	31.82	17.46	15.74
L 45 x 45 x 4.5	3.06	12.60	31.82	17.80	15.80
L 45 x 45 x 5	3.38	12.79	31.82	18.09	15.81
L 50 x 50 x 3	2.33	13.08	35.36	18.49	17.53
L 50 x 50 x 4	3.06	13.59	35.36	19.21	17.52
L 50 x 50 x 5	3.77	14.04	35.36	19.85	17.59
L 50 x 50 x 6	4.47	14.45	35.36	20.44	17.71
L 50 x 50 x 7	5.15	14.85	35.36	21.01	17.85
L 50 x 50 x 8	5.82	15.24	35.36	21.55	18.01
L 60 x 60 x 5	4.57	16.44	42.43	23.24	21.06
L 60 x 60 x 6	5.42	16.88	42.43	23.87	21.15
L 60 x 60 x 7	6.26	17.29	42.43	24.45	21.27
L 60 x 60 x 8	7.09	17.69	42.43	25.02	21.41
L 60 x 60 x 10	8.69	18.46	42.43	26.10	21.74
L 65 x 65 x 6	5.91	18.04	45.96	25.51	22.83
L 65 x 65 x 7	6.83	18.47	45.96	26.12	22.93
L 65 x 65 x 8	7.73	18.88	45.96	26.70	23.06
L 65 x 65 x 9	8.62	19.28	45.96	27.26	23.20
L 65 x 65 x 10	9.49	19.66	45.96	27.81	23.36
L 70 x 70 x 5	5.37	18.82	49.50	26.62	24.55
L 70 x 70 x 6	6.38	19.28	49.50	27.27	24.61
L 70 x 70 x 7	7.38	19.71	49.50	27.88	24.70
L 70 x 70 x 8	8.37	20.06	49.50	28.37	24.72
L 70 x 70 x 9	9.32	20.53	49.50	29.03	24.97
L 70 x 70 x 10	10.3	20.91	49.50	29.58	25.13
L 75 x 75 x 5	5.76	20.06	53.03	28.37	26.33
L 75 x 75 x 6	6.85	20.53	53.03	29.03	26.38
L 75 x 75 x 7	7.93	20.96	53.03	29.64	26.48
L 75 x 75 x 8	8.99	21.37	53.03	30.23	26.60
L 75 x 75 x 9	10.0	21.77	53.03	30.79	26.74
L 75 x 75 x 10	11.1	22.16	53.03	31.35	26.89
L 80 x 80 x 6	7.34	21.67	56.57	30.65	28.09
L 80 x 80 x 7	8.49	22.12	56.57	31.29	28.16
L 80 x 80 x 8	9.63	22.55	56.57	31.89	28.26
L 80 x 80 x 9	10.8	22.96	56.57	32.47	28.39
L 80 x 80 x 10	11.9	23.36	56.57	33.04	28.53

角鐵(等邊) (續) Equal Angles (Continued)

Profiles are laser fused with full penetration, equivalent to hot rolled. 型材採用激光熔透，等同於熱軋。

- 尺寸：符合EN 10056-1:1998
- 公差：EN 10056-2:1993 • 等級：符合EN 10025-2:2004
- Dimension: in accordance with EN 10056-1:1998
- Tolerance: EN 10056-2:1993 • Grade: according to EN 10025-2:2004

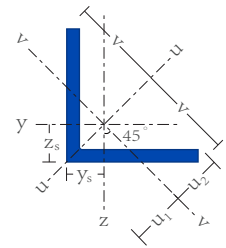
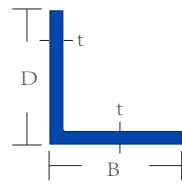


尺寸 Size	單位重量 Mass per Unit Length	$Z_s=Y_s$	v	U_1	U_2
D x B x t (mm)	kg/m	mm	mm	mm	mm
L 90 x 90 x 6	8.30	24.16	63.64	34.17	31.64
L 90 x 90 x 7	9.61	24.52	63.64	34.68	31.63
L 90 x 90 x 8	10.9	24.96	63.64	35.31	31.71
L 90 x 90 x 9	12.2	25.39	63.64	35.90	31.82
L 90 x 90 x 10	13.4	25.80	63.64	36.48	31.95
L 100 x 100 x 6	9.26	26.42	70.71	37.36	35.10
L 100 x 100 x 7	10.7	26.91	70.71	38.06	35.12
L 100 x 100 x 8	12.2	27.37	70.71	38.70	35.18
L 100 x 100 x 9	13.6	27.80	70.71	39.32	35.27
L 100 x 100 x 10	15.0	28.22	70.71	39.92	35.38
L 100 x 100 x 12	17.8	29.03	70.71	41.06	35.65
L 110 x 110 x 6	10.2	28.91	77.78	40.88	38.86
L 110 x 110 x 7	11.8	29.40	77.78	41.58	38.67
L 110 x 110 x 8	13.4	29.86	77.78	42.23	38.73
L 110 x 110 x 9	15.0	30.30	77.78	42.85	38.81
L 110 x 110 x 10	16.6	30.64	77.78	43.34	38.82
L 110 x 110 x 11	18.2	31.06	77.78	43.93	38.94
L 110 x 110 x 12	19.7	31.47	77.78	44.50	39.07
L 120 x 120 x 7	12.9	31.78	84.85	44.94	42.17
L 120 x 120 x 8	14.7	32.25	84.85	45.61	42.21
L 120 x 120 x 9	16.5	32.70	84.85	46.25	42.27
L 120 x 120 x 10	18.2	33.14	84.85	46.86	42.37
L 120 x 120 x 11	19.9	33.56	84.85	47.46	42.48
L 120 x 120 x 12	21.6	33.97	84.85	48.03	42.61
L 120 x 120 x 13	23.3	34.37	84.85	48.60	42.75
L 120 x 120 x 14	25.0	34.76	84.85	49.16	42.90
L 120 x 120 x 15	26.6	35.15	84.85	49.71	43.06
L 120 x 120 x 16	28.3	35.53	84.85	50.25	43.22
L 125 x 125 x 8	15.20	34.20	88.39	48.36	45.27
L 125 x 125 x 9	17.14	34.04	88.39	48.14	44.13
L 125 x 125 x 10	18.96	34.46	88.39	48.74	44.24
L 125 x 125 x 12	22.11	35.28	88.39	49.89	44.50
L 125 x 125 x 15	27.67	36.75	88.39	51.97	46.61
L 130 x 130 x 8	16.0	34.64	91.92	48.98	45.70
L 130 x 130 x 9	17.9	35.10	91.92	49.64	45.75
L 130 x 130 x 10	19.8	35.55	91.92	50.27	45.83
L 130 x 130 x 11	21.7	35.98	91.92	50.88	45.93
L 130 x 130 x 12	23.6	36.39	91.92	51.47	46.04
L 130 x 130 x 13	25.4	36.80	91.92	52.05	46.17
L 130 x 130 x 14	27.2	37.20	91.92	52.61	46.31
L 130 x 130 x 15	29.0	37.60	91.92	53.17	46.46
L 130 x 130 x 16	30.8	37.99	91.92	53.72	46.62
L 140 x 140 x 9	19.3	37.49	98.99	53.02	49.23
L 140 x 140 x 10	21.4	37.95	98.99	53.67	49.29
L 140 x 140 x 11	23.4	38.39	98.99	54.29	49.38
L 140 x 140 x 12	25.4	38.81	98.99	54.89	49.48
L 140 x 140 x 13	27.5	39.23	98.99	55.48	49.60

角鐵(等邊) (續) Equal Angles (Continued)

Profiles are laser fused with full penetration, equivalent to hot rolled. 型材採用激光熔透，等同於熱軋。

- 尺寸: 符合EN 10056-1:1998
- 公差: EN 10056-2:1993 • 等級: 符合EN 10025-2:2004
- Dimension: in accordance with EN 10056-1:1998
- Tolerance: EN 10056-2:1993 • Grade: according to EN 10025-2:2004

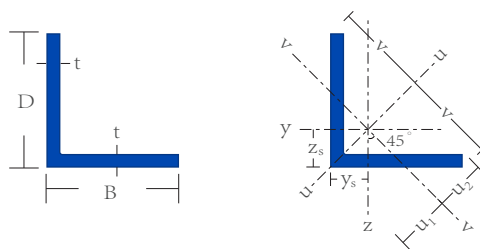


尺寸 Size	單位重量 Mass per Unit Length	$Z_s=Y_s$	v	u_1	u_2
D x B x t (mm)	kg/m	mm	mm	mm	mm
L 140 x 140 x 14	29.4	39.64	98.99	56.06	49.73
L 140 x 140 x 15	31.4	40.04	98.99	56.62	49.87
L 140 x 140 x 16	33.3	40.43	98.99	57.18	50.02
L 150 x 150 x 8	18.34	40.45	106.07	57.21	54.10
L 150 x 150 x 9	20.68	40.28	106.07	56.96	52.96
L 150 x 150 x 10	23.0	40.34	106.07	57.05	52.77
L 150 x 150 x 12	27.3	41.23	106.07	58.31	52.93
L 150 x 150 x 13	29.5	41.65	106.07	58.90	53.04
L 150 x 150 x 14	31.6	42.07	106.07	59.49	53.16
L 150 x 150 x 15	33.8	42.47	106.07	60.07	53.29
L 150 x 150 x 16	35.9	42.87	106.07	60.63	53.43
L 150 x 150 x 18	40.1	43.66	106.07	61.74	53.74
L 150 x 150 x 20	44.2	44.43	106.07	62.83	54.07
L 160 x 160 x 14	33.9	44.50	113.14	62.90	56.60
L 160 x 160 x 15	36.2	44.90	113.14	63.50	56.72
L 160 x 160 x 16	38.4	45.31	113.14	64.08	56.85
L 160 x 160 x 17	40.7	45.70	113.14	64.60	57.00
L 160 x 160 x 18	42.9	46.10	113.14	65.20	57.14
L 160 x 160 x 20	47.3	46.88	113.14	66.30	57.46
L 175 x 175 x 12	31.84	48.18	123.74	68.14	63.67
L 175 x 175 x 15	39.45	49.28	123.74	69.69	64.24
L 180 x 180 x 13	35.7	48.97	127.28	69.26	63.49
L 180 x 180 x 14	38.3	49.40	127.28	69.90	63.60
L 180 x 180 x 15	40.9	49.82	127.28	70.46	63.70
L 180 x 180 x 16	43.5	50.24	127.28	71.05	63.82
L 180 x 180 x 17	46.0	50.60	127.28	71.60	64.00
L 180 x 180 x 18	48.6	51.04	127.28	72.19	64.09
L 180 x 180 x 19	51.1	51.40	127.28	72.70	64.20
L 180 x 180 x 20	53.7	51.83	127.28	73.30	64.39
L 200 x 200 x 12	36.55	54.44	141.42	76.99	72.50
L 200 x 200 x 13	39.8	53.96	141.42	76.31	70.57
L 200 x 200 x 15	45.6	54.82	141.42	77.52	70.78
L 200 x 200 x 16	48.5	55.23	141.42	78.11	70.90
L 200 x 200 x 17	51.4	55.60	141.42	78.70	71.00
L 200 x 200 x 18	54.3	56.04	141.42	79.26	71.17
L 200 x 200 x 19	57.1	56.40	141.42	79.80	71.30
L 200 x 200 x 20	59.9	56.83	141.42	80.38	71.46
L 200 x 200 x 21	62.8	57.20	141.42	80.90	71.60
L 200 x 200 x 22	65.6	57.60	141.42	81.50	71.80
L 200 x 200 x 23	68.3	58.00	141.42	82.00	71.90
L 200 x 200 x 24	71.1	58.40	141.42	82.60	72.10
L 200 x 200 x 25	73.9	58.80	141.42	83.10	72.30
L 203 x 203 x 19	57.98	57.60	143.50	81.50	73.80
L 203 x 203 x 22.2	66.72	58.80	143.50	83.20	74.40
L 250 x 250 x 13	49.97	66.44	176.78	93.96	88.28
L 250 x 250 x 15	57.38	67.30	176.78	95.18	88.47
L 250 x 250 x 18	68.37	68.54	176.78	96.93	88.85


角鐵(等邊) (續) Equal Angles (Continued)

Profiles are laser fused with full penetration, equivalent to hot rolled. 型材採用激光熔透，等同於熱軋。

- 尺寸：符合EN 10056-1:1998
- 公差：EN 10056-2:1993 • 等級：符合EN 10025-2:2004
- Dimension: in accordance with EN 10056-1:1998
- Tolerance: EN 10056-2:1993 • Grade: according to EN 10025-2:2004



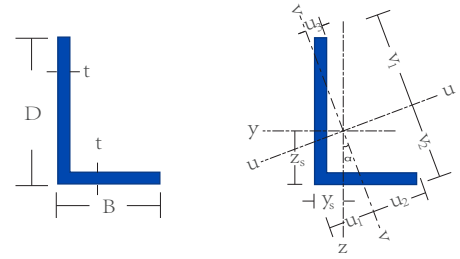
尺寸 Size	單位重量 Mass per Unit Length	$Z_s=Y_s$	v	u_1	u_2
D x B x t (mm)	kg/m	mm	mm	mm	mm
L 250 x 250 x 20	75.3	69.34	176.78	98.06	89.13
L 250 x 250 x 21	78.9	69.70	176.78	98.60	89.30
L 250 x 250 x 22	82.5	70.10	176.78	99.20	89.40
L 250 x 250 x 23	86.1	70.50	176.78	99.70	89.60
L 250 x 250 x 24	89.2	70.90	176.78	100.30	89.80
L 250 x 250 x 25	93.2	71.30	176.78	100.80	89.90
L 300 x 300 x 13	60.18	78.93	212.13	111.63	105.97
L 300 x 300 x 15	69.16	79.80	212.13	112.85	106.16
L 300 x 300 x 16	73.63	80.22	212.13	113.44	106.28
L 300 x 300 x 18	82.51	81.04	212.13	114.60	106.53
L 300 x 300 x 20	91.33	81.84	212.13	115.74	106.81



角鐵(不等邊) Unequal Angles

Profiles are laser fused with full penetration, equivalent to hot rolled. 型材採用激光熔透，等同於熱軋。

- 尺寸: 符合EN 10056-1:1998
- 公差: EN 10056-2:1993 • 等級: 符合EN 10025-2:2004
- Dimension: in accordance with EN 10056-1:1998
- Tolerance: EN 10056-2:1993 • Grade: according to EN 10025-2:2004

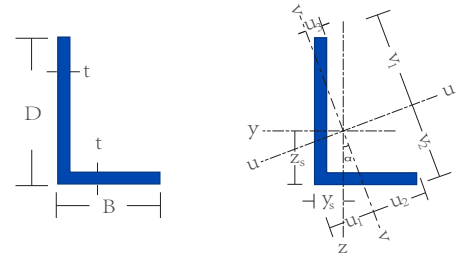


尺寸 Size	單位重量 Mass per Unit Length	y_s	z_s	v_1	v_2	u_1	u_2	u_3
D x B x t (mm)	kg/m	mm	mm	mm	mm	mm	mm	mm
L 30 x 20 x 3	1.12	4.97	9.78	20.55	14.87	8.39	10.42	5.29
L 30 x 20 x 4	1.46	5.38	10.24	20.31	15.09	8.92	10.30	5.99
L 40 x 20 x 3	1.36	4.37	14.06	26.22	17.48	7.70	11.89	4.51
L 40 x 20 x 4	1.77	4.76	14.42	25.97	17.67	8.10	11.64	4.79
L 40 x 20 x 5	2.17	5.17	14.89	25.62	17.98	8.55	11.44	5.16
L 40 x 30 x 3	1.62	7.34	12.21	27.92	21.55	12.28	14.62	8.56
L 40 x 30 x 4	2.10	7.71	12.57	27.81	21.64	12.75	14.49	8.68
L 40 x 30 x 5	2.60	8.12	13.01	27.63	21.80	13.30	14.44	8.93
L 45 x 30 x 3	1.73	6.80	13.94	31.25	21.89	11.70	16.00	7.53
L 45 x 30 x 4	2.27	7.26	14.49	30.92	22.23	12.36	15.72	7.85
L 45 x 30 x 5	2.80	7.69	14.97	30.65	22.48	12.92	15.57	8.15
L 50 x 30 x 3	1.85	6.46	16.02	34.21	22.88	11.38	16.98	6.97
L 50 x 30 x 4	2.43	6.92	16.58	33.83	23.28	12.02	16.66	7.33
L 50 x 30 x 5	3.00	7.35	17.07	33.51	23.57	12.56	16.46	7.66
L 50 x 30 x 6	3.52	7.77	17.60	33.16	23.90	13.10	16.39	8.11
L 50 x 40 x 3	2.09	9.58	14.38	35.35	28.20	15.70	18.61	11.77
L 50 x 40 x 4	2.75	10.06	14.91	35.14	28.43	16.40	18.41	11.97
L 50 x 40 x 5	3.40	10.50	15.38	34.98	28.58	17.01	18.33	12.19
L 60 x 30 x 5	3.40	6.75	21.28	39.20	26.31	11.75	17.70	6.91
L 60 x 30 x 6	4.03	7.17	21.76	38.83	26.65	12.23	17.48	7.28
L 60 x 30 x 7	4.62	7.57	22.22	38.50	26.94	12.66	17.30	7.64
L 60 x 40 x 5	3.80	9.61	19.33	41.17	29.74	16.45	21.03	10.54
L 60 x 40 x 6	4.51	10.03	19.79	40.92	29.97	17.00	20.89	10.84
L 65 x 50 x 5	4.40	12.34	19.60	45.55	35.68	20.42	23.85	14.47
L 65 x 50 x 6	5.20	12.78	20.08	45.36	35.87	21.04	23.74	14.71
L 65 x 50 x 7	6.05	13.19	20.52	45.19	36.03	21.61	23.68	14.95
L 65 x 50 x 8	6.79	13.59	20.94	45.04	36.16	22.15	23.67	15.20
L 65 x 50 x 9	7.60	13.98	21.35	44.90	36.28	22.66	23.69	15.46
L 70 x 50 x 6	5.47	12.35	22.10	48.43	36.45	20.84	25.15	13.91
L 70 x 50 x 7	6.28	12.77	22.55	48.22	36.64	21.39	25.06	14.19
L 70 x 50 x 8	7.10	13.17	22.98	48.03	36.81	21.92	25.01	14.46
L 70 x 50 x 9	7.91	13.56	23.39	47.85	36.95	22.41	24.99	14.74
L 75 x 50 x 6	5.71	11.96	24.16	51.42	37.25	20.55	26.32	13.23
L 75 x 50 x 7	6.55	12.38	24.62	51.18	37.47	21.09	26.20	13.53
L 75 x 50 x 8	7.42	12.78	25.05	50.95	37.67	21.60	26.11	13.83
L 75 x 50 x 9	8.27	13.17	25.47	50.74	37.84	22.08	26.06	14.13
L 75 x 55 x 6	5.91	13.55	23.32	52.10	39.81	22.78	27.21	15.57
L 75 x 55 x 7	6.61	13.97	23.77	51.91	39.99	23.35	27.13	15.84
L 75 x 55 x 8	7.73	14.37	24.20	51.73	40.15	23.88	27.09	16.11
L 75 x 55 x 9	8.71	14.77	24.61	51.56	40.29	24.39	27.07	16.37
L 80 x 40 x 6	5.47	8.74	28.13	52.43	34.95	15.39	23.78	9.03
L 80 x 40 x 8	7.17	9.57	29.10	51.70	35.62	16.35	23.33	9.77
L 80 x 65 x 6	6.67	16.35	23.66	56.26	46.17	26.54	29.52	19.77
L 80 x 65 x 8	8.77	17.21	24.56	55.98	46.44	27.73	29.44	20.20
L 80 x 65 x 10	10.70	18.80	25.38	55.74	46.65	28.82	29.49	20.66

角鐵(不等邊) (續) Unequal Angles (Continued)

Profiles are laser fused with full penetration, equivalent to hot rolled. 型材採用激光熔透，等同於熱軋。

- 尺寸: 符合EN 10056-1:1998
- 公差: EN 10056-2:1993 • 等級: 符合EN 10025-2:2004
- Dimension: in accordance with EN 10056-1:1998
- Tolerance: EN 10056-2:1993 • Grade: according to EN 10025-2:2004

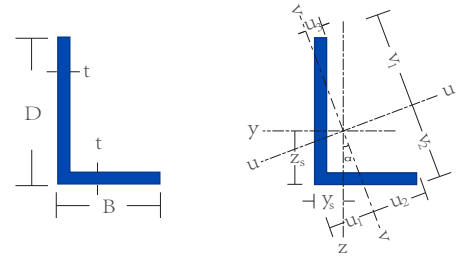


尺寸 Size	單位重量 Mass per Unit Length	y_s	z_s	v_1	v_2	u_1	u_2	u_3
D x B x t (mm)	kg/m	mm	mm	mm	mm	mm	mm	mm
L 90 x 60 x 6	6.91	13.82	28.38	62.06	44.34	23.92	31.83	15.48
L 90 x 60 x 8	9.09	14.68	29.34	61.52	44.86	25.08	31.48	16.09
L 100 x 50 x 6	6.91	10.29	34.41	66.10	43.16	18.47	30.16	10.75
L 100 x 50 x 8	9.09	11.16	35.49	65.28	43.96	19.55	29.59	11.53
L 100 x 50 x 10	11.20	11.97	36.43	64.58	44.58	20.47	29.18	12.26
L 100 x 65 x 6	7.66	14.55	31.49	68.90	48.30	25.43	35.15	16.28
L 100 x 65 x 7	8.85	15.01	32.03	68.58	48.63	26.06	34.89	16.61
L 100 x 65 x 8	10.0	15.44	32.51	68.29	48.90	26.63	34.70	16.92
L 100 x 65 x 9	11.1	15.86	32.98	68.03	49.14	27.17	34.56	17.23
L 100 x 65 x 10	12.29	16.26	33.42	67.79	49.36	27.68	34.45	17.54
L 100 x 75 x 6	8.10	17.71	29.83	70.10	53.58	29.81	36.81	21.10
L 100 x 75 x 7	9.35	18.17	30.35	69.86	53.82	30.47	36.61	21.35
L 100 x 75 x 8	10.70	18.61	30.83	69.66	54.03	31.08	36.48	21.60
L 100 x 75 x 9	11.9	19.03	31.28	69.47	54.20	31.66	36.40	21.86
L 100 x 75 x 10	13.07	19.44	31.71	69.30	54.36	32.21	36.36	22.11
L 120 x 80 x 6	9.28	17.61	37.00	83.17	58.73	30.86	42.90	20.25
L 120 x 80 x 8	12.20	18.54	38.07	82.54	59.38	32.15	42.38	20.88
L 120 x 80 x 10	14.90	19.38	39.00	82.04	59.86	33.27	42.08	21.49
L 130 x 65 x 6	9.07	12.62	43.94	86.50	55.56	23.13	39.80	13.43
L 130 x 65 x 8	11.80	13.54	45.14	85.56	56.53	24.35	39.07	14.25
L 130 x 65 x 10	14.60	14.39	46.16	84.79	57.26	25.38	38.56	15.00
L 130 x 75 x 6	9.54	15.37	41.92	88.46	58.50	27.74	43.52	16.88
L 130 x 75 x 8	12.54	16.30	43.08	87.64	59.36	29.03	42.83	17.63
L 130 x 75 x 10	15.47	17.16	44.07	86.97	60.00	30.12	42.39	18.33
L 130 x 90 x 10	16.65	21.70	41.31	89.56	66.29	37.12	46.38	24.55
L 130 x 90 x 12	19.76	22.52	42.19	89.13	66.68	38.19	46.20	25.13
L 140 x 90 x 8	14.13	20.02	44.34	96.18	67.37	35.19	48.96	22.49
L 140 x 90 x 10	17.46	20.90	45.35	95.57	67.97	36.39	48.53	23.14
L 140 x 90 x 12	20.72	21.73	46.27	95.05	68.44	37.45	48.24	23.76
L 150 x 75 x 8	13.80	15.08	51.41	99.24	64.72	27.41	45.48	15.97
L 150 x 75 x 9	15.4	15.95	53.43	97.41	66.88	29.22	45.33	18.02
L 150 x 75 x 10	16.80	15.96	52.51	98.36	65.56	28.53	44.86	16.75
L 150 x 75 x 11	18.6	16.50	53.50	97.50	66.50	29.50	43.70	16.80
L 150 x 75 x 12	20.2	17.09	54.57	96.64	67.46	30.35	45.02	19.03
L 150 x 75 x 15	24.8	18.21	55.70	95.87	68.03	31.44	44.73	20.03
L 150 x 90 x 8	14.57	19.89	49.88	100.80	71.11	35.96	50.94	23.30
L 150 x 90 x 9	16.44	19.95	49.50	101.29	70.36	35.58	50.44	22.17
L 150 x 90 x 10	18.17	20.16	49.45	101.48	70.02	35.58	50.33	21.95
L 150 x 90 x 11	19.9	20.59	49.94	101.17	70.32	36.13	50.13	22.28
L 150 x 90 x 12	21.59	21.00	50.41	100.88	70.58	36.66	49.96	22.62
L 150 x 90 x 15	26.49	22.49	52.49	99.40	72.12	38.83	50.70	25.44
L 150 x 100 x 8	15.5	22.20	46.41	103.90	73.45	38.78	53.53	25.37
L 150 x 100 x 9	17.03	23.37	48.36	102.34	75.39	41.05	53.62	27.98
L 150 x 100 x 10	19.08	23.12	47.48	103.27	74.11	40.08	52.99	25.99
L 150 x 100 x 12	22.5	23.98	48.45	102.74	74.62	41.23	52.65	26.60


角鐵(不等邊) (續) Unequal Angles (Continued)

Profiles are laser fused with full penetration, equivalent to hot rolled. 型材採用激光熔透，等同於熱軋。

- 尺寸: 符合EN 10056-1:1998
- 公差: EN 10056-2:1993 • 等級: 符合EN 10025-2:2004
- Dimension: in accordance with EN 10056-1:1998
- Tolerance: EN 10056-2:1993 • Grade: according to EN 10025-2:2004



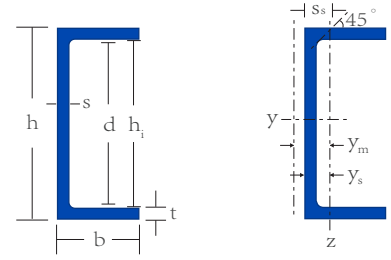
尺寸 Size	單位重量 Mass per Unit Length	y_s	z_s	v_1	v_2	u_1	u_2	u_3
D x B x t (mm)	kg/m	mm	mm	mm	mm	mm	mm	mm
L 150 x 100 x 14	26.1	25.00	49.80	101.90	75.50	42.80	52.20	27.50
L 150 x 100 x 15	27.8	25.58	50.57	101.37	76.09	43.65	53.70	29.70
L 160 x 100 x 8	14.81	15.84	54.53	106.10	68.78	28.92	48.71	16.82
L 160 x 100 x 10	18.30	16.74	55.68	105.21	69.68	30.08	48.03	17.62
L 160 x 100 x 12	21.72	17.59	56.69	104.44	70.41	31.11	47.53	18.38
L 180 x 90 x 8	16.73	17.41	60.95	119.63	77.14	32.08	55.10	18.65
L 180 x 90 x 10	20.68	18.33	62.15	118.69	78.11	33.31	54.36	19.47
L 180 x 90 x 12	24.58	19.20	63.20	117.89	78.88	34.37	53.81	20.24
L 200 x 100 x 8	18.68	18.91	67.11	133.42	85.18	35.02	61.64	20.34
L 200 x 100 x 10	23.00	19.87	68.41	132.37	86.29	36.36	60.78	21.18
L 200 x 100 x 12	27.30	20.76	69.53	131.51	87.15	37.50	60.14	21.98
L 200 x 100 x 14	31.6	21.80	71.20	130.10	88.60	39.10	58.50	22.40
L 200 x 100 x 15	33.8	22.03	71.03	130.39	88.20	39.01	59.41	23.11
L 200 x 100 x 16	35.9	22.44	71.50	130.05	88.51	39.47	59.20	23.47
L 200 x 150 x 12	32.18	35.76	60.23	139.75	107.72	60.30	73.43	42.75
L 200 x 150 x 15	39.78	37.05	61.63	139.17	108.29	62.10	73.11	43.52



槽鋼 (UPA) Channels (UPA)

Profiles are laser fused with full penetration, equivalent to hot rolled. 型材採用激光熔透，等同於熱軋。

- 尺寸：符合EN 10365
- 公差：EN 10279:2000 • 等級：符合EN 10025-2:2004
- Dimension: in accordance with EN 10365
- Tolerance: EN 10279:2000 • Grade: according to EN 10025-2:2004



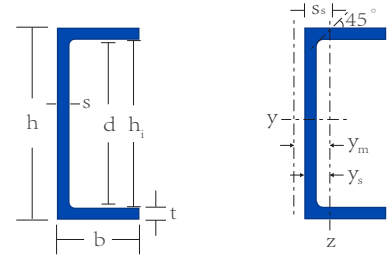
尺寸 Designation	單位重量 Mass per Unit Length	高度 Depth of Section	寬度 Width of Section	腰厚 Web Thickness	腿厚 Flange Thickness	h ₁ (mm)	d(mm)
	kg/m	h(mm)	b(mm)	s(mm)	t(mm)		
UPA 50 x 25 x 3	2.25	50	25	3	3	44	38
UPA 60 x 30 x 5	4.40	60	30	5	5	50	46
UPA 80 x 40 x 4	4.79	80	40	4	4	72	68
UPA 80 x 40 x 5	6.01	80	40	5	5	70	66
UPA 80 x 40 x 6	7.09	80	40	6	6	68	64
UPA 100 x 50 x 4	6.15	100	50	4	4	92	88
UPA 100 x 50 x 5	7.58	100	50	5	5	90	86
UPA 100 x 50 x 6	8.97	100	50	6	6	88	84
UPA 120 x 60 x 5	9.11	120	60	5	5	110	106
UPA 120 x 60 x 6	10.86	120	60	6	6	108	104
UPA 130 x 65 x 6	11.80	130	65	6	6	118	114
UPA 130 x 65 x 9	17.37	130	65	9	9	112	108
UPA 140 x 70 x 7	14.78	140	70	7	7	126	122
UPA 150 x 75 x 6	13.68	150	75	6	6	138	134
UPA 150 x 75 x 9	19.94	150	75	9	9	132	128
UPA 160 x 80 x 6	14.62	160	80	6	6	148	140
UPA 160 x 80 x 8	19.30	160	80	8	8	144	140
UPA 180 x 90 x 8	21.62	180	90	8	8	164	160
UPA 200 x 100 x 8	24.13	200	100	8	8	184	180
UPA 200 x 100 x 10	29.85	200	100	10	10	180	176

尺寸 Designation	I_y	$W_{el,y}$	W_{ply}	i_y	A_{vz}	I_z	$W_{el,z}$	$W_{pl,z}$	i_z	S_s	I_t	I_w	y_s	y_m
	mm ⁴ x 10 ⁴	mm ³ x 10 ³	mm ³ x 10 ³	mm x 10	mm ² x 10 ²	mm ⁴ x 10 ⁴	mm ³ x 10 ³	mm ³ x 10 ³	mm x 10	mm	mm ⁴ x 10 ⁴	mm ⁶ x 10 ³	mm x 10	mm x 10
UPA 50 x 25 x 3	10.60	4.24	5.14	1.93	1.54	1.65	0.93	1.05	0.76	7.77	0.12	0.00	0.73	1.43
UPA 60 x 30 x 5	28.59	9.53	11.89	2.26	3.11	4.46	2.15	2.64	0.89	12.96	0.72	0.02	0.93	1.66
UPA 80 x 40 x 4	58.91	14.73	17.47	3.11	3.14	9.22	3.23	5.82	1.23	9.18	0.36	0.09	1.15	2.36
UPA 80 x 40 x 5	72.41	18.10	22.17	3.08	4.20	11.18	3.95	4.56	1.21	13.55	0.99	0.08	1.17	2.26
UPA 80 x 40 x 6	83.26	20.82	25.71	3.04	4.95	12.95	4.64	5.55	1.20	15.55	1.61	0.09	1.21	2.24
UPA 100 x 50 x 4	121.29	24.26	29.04	3.93	4.23	18.61	5.14	5.47	1.54	11.55	0.64	0.19	1.38	2.90
UPA 100 x 50 x 5	146.27	29.25	35.22	3.89	5.20	22.59	6.31	6.93	1.53	13.55	1.15	0.24	1.42	2.88
UPA 100 x 50 x 6	169.64	33.93	41.13	3.85	6.15	26.33	7.44	8.43	1.52	15.55	1.89	0.28	1.46	2.86
UPA 120 x 60 x 5	257.09	42.85	50.78	4.71	6.11	39.89	9.22	9.77	1.85	12.96	1.22	0.60	1.67	3.53
UPA 120 x 60 x 6	301.45	50.24	60.16	4.67	7.35	46.77	10.90	11.91	1.84	15.55	2.18	0.70	1.71	3.49
UPA 130 x 65 x 6	387.39	59.60	71.03	5.08	7.95	60.10	12.88	13.87	2.00	15.55	2.33	1.06	1.83	3.80
UPA 130 x 65 x 9	544.72	83.80	102.76	4.96	12.05	84.63	18.56	21.73	1.96	23.32	8.62	1.51	1.94	3.67
UPA 140 x 70 x 7	558.47	79.78	95.54	5.45	10.01	86.64	17.31	18.91	2.15	18.14	4.04	1.77	2.00	4.07
UPA 150 x 75 x 6	605.34	80.71	95.46	5.89	9.15	93.94	17.35	18.25	2.32	15.55	2.61	2.19	2.08	4.42
UPA 150 x 75 x 9	845.13	112.68	134.6	5.77	12.89	132.91	25.10	28.00	2.29	19.18	7.33	3.15	2.20	4.38
UPA 160 x 80 x 6	732.49	91.56	107.03	6.29	9.38	114.64	19.84	20.54	2.49	13.18	2.35	3.04	2.22	4.79
UPA 160 x 80 x 8	952.73	119.09	142.61	6.22	13.07	147.81	25.84	28.22	2.45	20.73	6.90	3.94	2.28	4.65
UPA 180 x 90 x 8	1361	151.22	177.91	7.03	13.94	213.33	33.04	59.53	2.78	17.18	6.20	10.98	2.54	5.35
UPA 200 x 100 x 8	1892.15	189.22	221.63	7.85	15.54	296.38	41.13	74.09	3.11	17.18	6.88	19.03	2.79	5.98
UPA 200 x 100 x 10	2294.04	229.4	271.31	7.77	19.22	360.04	50.48	90.95	3.08	21.18	13.34	22.57	2.87	5.91

槽鋼 (UPE) Channels (UPE)


Profiles are laser fused with full penetration, equivalent to hot rolled. 型材採用激光熔透，等同於熱軋。

- 尺寸: 符合EN 10365
- 公差: EN 10279:2000 • 等級: 符合EN 10025-2:2004
- Dimension: in accordance with EN 10365
- Tolerance: EN 10279:2000 • Grade: according to EN 10025-2:2004



尺寸 Designation	單位重量 Mass per Unit Length	高度 Depth of Section	寬度 Width of Section	腰厚 Web Thickness	腿厚 Flange Thickness	h ₁ (mm)	d(mm)
	kg/m	h(mm)	b(mm)	s(mm)	t(mm)		
UPE 80	7.90	80	50	4	7	66	62
UPE 100	9.82	100	55	4.5	7.5	85	81
UPE 120	12.1	120	60	5	8	104	100
UPE 140	14.5	140	65	5	9	122	118
UPE 160	17.0	160	70	5.5	9.5	141	137
UPE 180	19.7	180	75	5.5	10.5	159	155
UPE 200	22.8	200	80	6	11	178	174
UPE 220	26.6	220	85	6.5	12	196	192
UPE 240	30.2	240	90	7	12.5	215	211
UPE 270	35.2	270	95	7.5	13.5	243	239
UPE 300	44.4	300	100	9.5	15	270	266
UPE 330	53.2	330	105	11	16	298	294
UPE 360	61.2	360	110	12	17	326	322
UPE 400	72.2	400	115	13.5	18	364	360

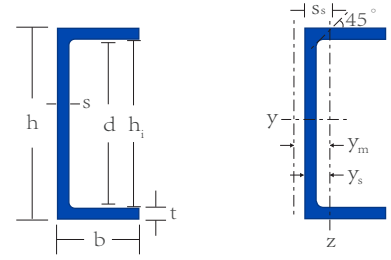
尺寸 Designation	I_y	$W_{el,y}$	$W_{pl,y}$	i_y	A_{vz}	I_z	$W_{el,z}$	$W_{pl,z}$	i_z	S_s	I_t	I_w	y_s	y_m
	mm ⁴ x 10 ⁴	mm ³ x 10 ³	mm ³ x 10 ³	mm x 10	mm ² x 10 ²	mm ⁴ x 10 ⁴	mm ³ x 10 ³	mm ³ x 10 ³	mm x 10	mm	mm ⁴ x 10 ⁴	mm ⁶ x 10 ⁹	mm x 10	mm x 10
UPE 80	103.31	25.83	30.02	3.27	3.08	24.78	7.91	13.58	1.60	12.18	1.28	0.24	1.87	3.73
UPE 100	200.19	40.04	46.43	4.07	4.33	37.54	10.57	18.12	1.76	13.18	1.81	0.56	1.95	3.94
UPE 120	348.89	58.15	67.46	4.85	5.78	54.44	13.72	24.48	1.92	14.18	2.50	1.20	2.03	4.15
UPE 140	579.04	82.72	95.45	5.70	6.75	77.43	18.09	32.14	2.08	15.18	3.62	2.34	2.22	4.57
UPE 160	883.44	110.43	127.66	6.47	8.48	105.48	22.49	40.37	2.24	16.18	4.74	4.18	2.31	4.78
UPE 180	1318.01	146.45	168.51	7.33	9.55	141.98	28.44	50.82	2.41	17.18	6.52	7.16	2.51	5.21
UPE 200	1856.83	185.68	214.15	8.10	11.58	185.21	34.31	61.75	2.56	18.18	8.22	11.57	2.60	5.43
UPE 220	2618.40	238.04	274.92	8.89	13.78	244.13	42.38	76.45	2.71	19.68	11.34	18.44	2.74	5.72
UPE 240	3495.93	291.33	337.20	9.65	16.19	307.84	49.94	90.43	2.86	20.68	13.91	27.76	2.84	5.94
UPE 270	5122.15	379.42	440.09	10.80	19.52	397.74	60.56	109.90	3.01	22.18	18.60	45.54	2.93	6.16
UPE 300	7658.85	510.59	601.10	11.73	27.39	535.09	75.51	136.38	3.10	25.68	29.93	75.46	2.91	6.04
UPE 330	10718.85	649.63	772.24	12.71	34.88	678.56	89.62	161.05	3.20	28.18	41.85	116.30	2.93	6.01
UPE 360	14478.32	804.35	960.80	13.75	41.52	840.92	105.04	188.51	3.31	30.18	54.87	172.40	2.99	6.12
UPE 400	20545.68	1027.28	1238.54	15.06	51.95	1042.47	122.57	219.99	3.39	32.68	75.14	266.30	3.00	6.06



槽鋼 (UPN) Channels (UPN)

Profiles are laser fused with full penetration, equivalent to hot rolled. 型材採用激光熔透，等同於熱軋。

- 尺寸: 符合EN 10365
- 公差: EN 10279:2000 • 等級: 符合EN 10025-2:2004
- Dimension: in accordance with EN 10365
- Tolerance: EN 10279:2000 • Grade: according to EN 10025-2:2004



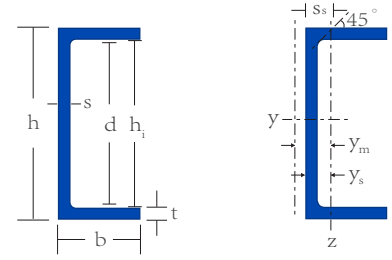
尺寸 Designation	單位重量 Mass per Unit Length	高度 Depth of Section	寬度 Width of Section	腰厚 Web Thickness	腿厚 Flange Thickness	h ₁ (mm)	d(mm)
	kg/m	h(mm)	b(mm)	s(mm)	t(mm)		
UPN 20 x 10 x 3	0.87	20	10	3	3.5	—	6.28
UPN 30 x 15 x 4	1.72	30	15	4	4.5	21	19
UPN 30 x 33 x 5	4.29	30	33	5	7	—	2
UPN 40 x 20 x 3	1.88	40	20	3	3.3	33	31
UPN 40 x 20 x 4	2.39	40	20	4	4.5	31	29
UPN 40 x 35 x 5	4.87	40	35	5	7	26	24
UPN 50 x 25 x 5	3.85	50	25	5	6	38	36
UPN 50	5.59	50	38	5	7	36	34
UPN 60 x 30 x 6	5.07	60	30	6	6	48	46
UPN 65	7.10	65	42	5.5	7.5	50	48
UPN 80	8.68	80	45	6	8	64	60
UPN 100	10.60	100	50	6	8.5	83	79
UPN 120	13.39	120	55	7	9	102	98
UPN 140	16.03	140	60	7	10	120	116
UPN 160	18.91	160	65	7.5	10.5	139	135
UPN 180	22.03	180	70	8	11	158	154
UPN 200	25.36	200	75	8.5	11.5	177	173
UPN 220	29.49	220	80	9	12.5	195	191
UPN 240	33.32	240	85	9.5	13	214	210
UPN 260	38.01	260	90	10	14	232	228
UPN 280	42.01	280	95	10	15	250	246
UPN 300	46.17	300	100	10	16	268	264
UPN 320	58.81	320	100	14	17.5	285	281
UPN 350	60.08	350	100	14	16	318	314
UPN 380	62.52	380	102	13.5	16	348	344
UPN 400	71.11	400	110	14	18	364	360




槽鋼 (UPN) Channels (UPN)

Profiles are laser fused with full penetration, equivalent to hot rolled. 型材採用激光熔透，等同於熱軋。

- 尺寸: 符合EN 10365
- 公差: EN 10279:2000 • 等級: 符合EN 10025-2:2004
- Dimension: in accordance with EN 10365
- Tolerance: EN 10279:2000 • Grade: according to EN 10025-2:2004



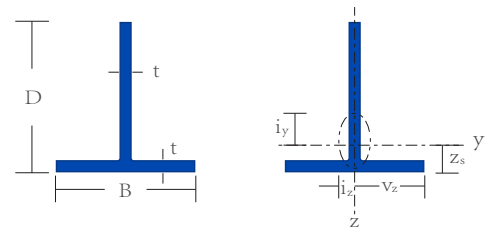
尺寸 Designation	I_y	W_{ely}	W_{ply}	i_y	A_{vz}	I_z	W_{elz}	W_{plz}	i_z	S_s	I_t	I_w	y_s	y_m
	$mm^4 \times 10^4$	$mm^3 \times 10^3$	$mm^3 \times 10^3$	$mm \times 10$	$mm^2 \times 10^2$	$mm^4 \times 10^4$	$mm^3 \times 10^3$	$mm^3 \times 10^3$	$mm \times 10$	mm	$mm^4 \times 10^4$	$mm^6 \times 10^9$	$mm \times 10$	$mm \times 10$
UPN 20 x 10 x 3	0.56	0.56	0.76	0.70	0.67	0.10	0.15	0.26	0.29	5.57	0.08	0.00	0.37	0.52
UPN 30 x 15 x 4	2.53	1.69	2.17	1.07	1.07	0.42	0.44	0.59	0.44	5.09	0.15	0.00	0.54	0.82
UPN 30 x 33 x 5	6.62	4.41	5.90	1.08	1.85	5.68	3.01	4.56	1.00	11.14	1.29	0.00	1.41	2.38
UPN 40 x 20 x 3	5.59	2.79	3.39	1.53	1.13	0.89	0.66	0.78	0.61	4.09	0.09	0.00	0.65	1.21
UPN 40 x 20 x 4	6.70	3.35	4.17	1.48	1.47	1.09	0.82	1.03	0.60	5.09	0.21	0.00	0.67	1.15
UPN 40 x 35 x 5	14.28	7.14	8.94	1.52	1.72	7.34	3.56	4.45	1.09	7.59	0.92	0.01	1.43	2.56
UPN 50 x 25 x 5	16.91	6.76	8.42	1.86	2.26	2.77	1.69	2.11	0.75	6.59	0.55	0.01	0.86	1.47
UPN 50	26.77	10.71	13.07	1.94	2.22	10.10	4.36	5.28	1.19	7.59	1.03	0.03	1.48	2.73
UPN 60 x 30 x 6	31.91	10.64	13.20	2.22	3.30	5.09	2.50	3.13	0.89	6.59	0.86	0.02	0.97	1.66
UPN 65	58.12	17.88	21.57	2.53	3.24	15.71	5.92	7.00	1.32	8.09	1.48	0.08	1.54	2.90
UPN 80	106.97	26.74	32.17	3.11	4.50	21.80	7.44	13.28	1.40	15.18	2.09	0.20	1.57	2.97
UPN 100	207.30	41.46	49.36	3.92	5.68	33.07	9.98	17.93	1.57	15.68	2.71	0.48	1.69	3.27
UPN 120	367.96	61.33	73.33	4.64	7.97	49.15	13.08	23.67	1.70	17.18	3.99	1.04	1.74	3.38
UPN 140	609.41	87.06	103.40	5.46	9.32	71.05	17.36	31.44	1.87	18.18	5.46	2.08	1.91	3.76
UPN 160	932.63	116.58	138.50	6.22	11.44	97.42	21.67	39.21	2.01	19.18	7.09	3.76	2.00	3.98
UPN 180	1365.17	151.69	180.33	6.98	13.76	130.28	26.60	48.04	2.15	20.18	9.06	6.44	2.10	4.20
UPN 200	1928.35	192.83	229.46	7.73	16.27	170.62	32.20	58.04	2.30	21.18	11.42	10.50	2.20	4.42
UPN 220	2713.15	246.65	293.39	8.50	18.94	225.67	39.87	71.87	2.45	22.68	15.32	16.83	2.34	4.71
UPN 240	3627.90	302.32	359.97	9.24	21.84	285.51	47.12	84.83	2.59	23.68	18.78	25.51	2.44	4.93
UPN 260	4859.51	373.81	444.92	10.02	24.90	365.32	56.92	102.48	2.75	25.18	24.36	38.35	2.58	5.22
UPN 280	6313.62	450.97	534.30	10.86	26.82	457.00	67.84	122.32	2.92	26.18	29.60	55.66	2.76	5.63
UPN 300	8066.44	537.76	634.42	11.71	28.74	564.28	80.02	144.59	3.10	27.18	35.77	78.95	2.95	6.05
UPN 320	10719.93	670.00	814.15	11.96	42.72	642.94	88.18	159.10	2.93	32.68	62.98	102.40	2.71	5.23
UPN 350	12687.32	724.99	888.88	12.88	47.10	618.19	82.40	149.34	2.84	31.18	58.09	121.50	2.50	4.83
UPN 380	15565.03	819.21	1003.37	13.98	49.48	667.24	86.53	156.47	2.89	30.68	57.75	156.40	2.49	4.90
UPN 400	20089.49	1004.47	1220.72	14.89	53.86	921.06	112.31	202.22	3.19	33.18	77.02	236.10	2.80	5.56



T型鋼(等邊) Equal Flange Tees

Profiles are laser fused with full penetration, equivalent to hot rolled. 型材採用激光熔透，等同於熱軋。

- 尺寸和公差：符合EN 10055 • 等級：符合EN 10025-2:2004
- Dimension and tolerance: in accordance with EN 10055
- Grade: according to EN 10025-2:2004

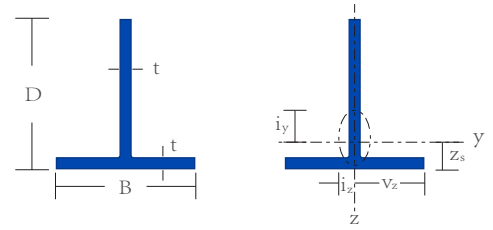


尺寸 Designation	單位重量 Mass per Unit Length	Z_s	I_y	W_{ely}	i_y	I_z	W_{elz}	i_z
	kg/m							
T 20 x 20 x 3	0.89	6.05	0.40	0.29	0.60	0.20	0.20	0.43
T 20 x 20 x 4	1.15	6.42	0.50	0.37	0.59	0.28	0.28	0.43
T 25 x 25 x 3	1.12	7.30	0.82	0.47	0.76	0.40	0.32	0.53
T 25 x 25 x 3.5	1.29	7.49	0.93	0.53	0.75	0.46	0.37	0.53
T 25 x 25 x 4	1.46	7.68	1.04	0.60	0.75	0.53	0.43	0.54
T 30 x 30 x 3	1.36	8.55	1.46	0.68	0.92	0.68	0.45	0.63
T 30 x 30 x 4	1.78	8.93	1.86	0.88	0.91	0.91	0.61	0.64
T 30 x 30 x 5	2.17	9.29	2.22	1.07	0.90	1.15	0.77	0.65
T 35 x 35 x 3	1.59	9.80	2.37	0.94	1.08	1.08	0.62	0.73
T 35 x 35 x 4	2.09	10.18	3.03	1.22	1.07	1.45	0.83	0.74
T 35 x 35 x 5	2.57	10.55	3.64	1.49	1.06	1.82	1.04	0.75
T 40 x 40 x 3	1.83	11.05	3.59	1.24	1.24	1.61	0.80	0.83
T 40 x 40 x 4	2.40	11.43	4.62	1.62	1.23	2.15	1.08	0.84
T 40 x 40 x 5	2.96	11.80	5.57	1.97	1.22	2.70	1.35	0.85
T 40 x 40 x 6	3.50	12.17	6.45	2.32	1.20	3.26	1.63	0.86
T 45 x 45 x 3	2.06	12.30	5.18	1.58	1.40	2.29	1.02	0.93
T 45 x 45 x 4	2.72	12.69	6.68	2.07	1.39	3.06	1.36	0.94
T 45 x 45 x 5	3.35	13.06	8.08	2.53	1.38	3.84	1.71	0.95
T 45 x 45 x 6	3.97	13.42	9.40	2.98	1.36	4.63	2.06	0.96
T 50 x 50 x 3	2.30	13.55	7.17	1.97	1.56	3.14	1.25	1.04
T 50 x 50 x 4	3.03	13.94	9.28	2.57	1.55	4.19	1.68	1.04
T 50 x 50 x 5	3.74	14.31	11.26	3.16	1.54	5.26	2.10	1.05
T 50 x 50 x 6	4.44	14.68	13.14	3.72	1.52	6.33	2.53	1.06
T 50 x 50 x 7	5.13	15.04	14.91	4.26	1.51	7.42	2.97	1.07
T 50 x 50 x 8	5.79	15.40	16.57	4.79	1.50	8.51	3.41	1.07
T 60 x 60 x 5	4.53	16.81	19.93	4.61	1.86	9.06	3.02	1.25
T 60 x 60 x 6	5.39	17.18	23.35	5.45	1.85	10.90	3.63	1.26
T 60 x 60 x 7	6.23	17.55	26.60	6.27	1.83	12.75	4.25	1.27
T 60 x 60 x 8	7.05	17.91	29.70	7.06	1.82	14.62	4.87	1.28
T 60 x 60 x 10	8.65	18.62	35.47	8.57	1.79	18.42	6.14	1.29
T 65 x 65 x 5	4.92	18.07	25.57	5.45	2.02	11.51	3.54	1.35
T 65 x 65 x 6	5.86	18.44	30.01	6.45	2.01	13.84	4.26	1.36
T 65 x 65 x 7	6.77	18.80	34.25	7.41	1.99	16.19	4.98	1.37
T 65 x 65 x 8	7.68	19.17	38.30	8.36	1.98	18.55	5.71	1.38
T 65 x 65 x 9	8.56	19.53	42.18	9.28	1.97	20.94	6.44	1.39
T 65 x 65 x 10	9.44	19.88	45.89	10.17	1.95	23.34	7.18	1.39
T 70 x 70 x 5	5.31	19.32	32.19	6.35	2.18	14.36	4.10	1.46
T 70 x 70 x 6	6.33	19.69	37.84	7.52	2.17	17.27	4.93	1.46
T 70 x 70 x 7	7.32	20.06	43.25	8.66	2.15	20.19	5.77	1.47
T 70 x 70 x 8	8.31	20.42	48.43	9.77	2.14	23.13	6.61	1.48
T 70 x 70 x 9	9.27	20.78	53.41	10.85	2.13	26.10	7.46	1.49
T 70 x 70 x 10	10.22	21.14	58.18	11.91	2.11	29.08	8.31	1.49
T 75 x 75 x 5	5.71	20.57	39.87	7.32	2.34	17.65	4.71	1.56
T 75 x 75 x 6	6.80	20.94	46.92	8.68	2.33	21.22	5.66	1.57
T 75 x 75 x 7	7.87	21.31	53.70	10.00	2.31	24.80	6.61	1.57
T 75 x 75 x 8	8.93	21.67	60.21	11.29	2.30	28.41	7.58	1.58

T型鋼(等邊)(續) Equal Flange Tees (Continued)

Profiles are laser fused with full penetration, equivalent to hot rolled. 型材採用激光熔透，等同於熱軋。

- 尺寸和公差：符合EN 10055 • 等級：符合EN 10025-2:2004
- Dimension and tolerance: in accordance with EN 10055
- Grade: according to EN 10025-2:2004

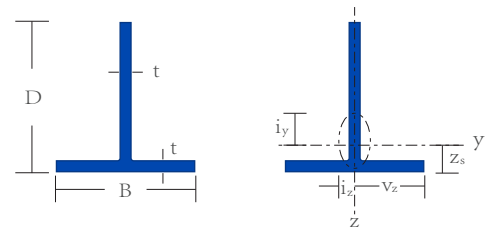


尺寸 Designation	單位重量 Mass per Unit Length	Z_s	I_y	W_{ely}	i_y	I_z	W_{elz}	i_z
	kg/m							
T 75 x 75 x 9	9.98	22.04	66.48	12.55	2.29	32.04	8.54	1.59
T 75 x 75 x 10	11.01	22.40	72.50	13.78	2.27	35.70	9.52	1.60
T 80 x 80 x 5	6.10	21.82	48.68	8.37	2.50	21.41	5.35	1.66
T 80 x 80 x 6	7.27	22.19	57.35	9.92	2.49	25.73	6.43	1.67
T 80 x 80 x 7	8.42	22.56	65.71	11.44	2.48	30.08	7.52	1.67
T 80 x 80 x 8	9.56	22.93	73.77	12.92	2.46	34.44	8.61	1.68
T 80 x 80 x 9	10.68	23.29	81.53	14.38	2.45	38.83	9.71	1.69
T 80 x 80 x 10	11.79	23.65	89.01	15.80	2.43	43.25	10.81	1.70
T 90 x 90 x 6	8.21	24.69	82.64	12.65	2.81	36.60	8.13	1.87
T 90 x 90 x 7	9.52	25.06	94.87	14.61	2.80	42.76	9.50	1.88
T 90 x 90 x 8	10.82	25.43	106.70	16.53	2.78	48.95	10.88	1.88
T 90 x 90 x 9	12.10	25.80	118.15	18.40	2.77	55.17	12.26	1.89
T 90 x 90 x 10	13.36	26.16	129.22	20.24	2.76	61.42	13.65	1.90
T 100 x 100 x 6	9.15	27.20	114.46	15.72	3.13	50.17	10.03	2.07
T 100 x 100 x 7	10.62	27.57	131.60	18.17	3.12	58.60	11.72	2.08
T 100 x 100 x 8	12.07	27.94	148.24	20.57	3.10	67.06	13.41	2.09
T 100 x 100 x 9	13.51	28.30	164.39	22.93	3.09	75.55	15.11	2.10
T 100 x 100 x 10	14.93	28.67	180.06	25.24	3.08	84.08	16.82	2.10
T 100 x 100 x 12	17.73	29.39	210.06	29.75	3.05	101.27	20.25	2.12
T 110 x 110 x 6	10.10	29.70	153.56	19.12	3.46	66.74	12.13	2.28
T 110 x 110 x 7	11.72	30.07	176.78	22.12	3.44	77.94	14.17	2.28
T 110 x 110 x 8	13.33	30.44	199.38	25.06	3.43	89.17	16.21	2.29
T 110 x 110 x 9	14.92	30.81	221.37	27.95	3.41	100.44	18.26	2.30
T 110 x 110 x 10	16.50	31.17	242.78	30.80	3.40	111.75	20.32	2.31
T 110 x 110 x 11	18.06	31.54	263.61	33.60	3.38	123.11	22.38	2.31
T 110 x 110 x 12	19.61	31.90	283.90	36.35	3.37	134.51	24.46	2.32
T 120 x 120 x 7	12.82	32.57	231.28	26.45	3.76	101.12	16.85	2.49
T 120 x 120 x 8	14.59	32.94	261.12	29.99	3.75	115.68	19.28	2.50
T 120 x 120 x 9	16.34	33.31	290.23	33.48	3.73	130.28	21.71	2.50
T 120 x 120 x 10	18.07	33.68	318.62	36.91	3.72	144.92	24.15	2.51
T 120 x 120 x 11	19.79	34.04	346.32	40.29	3.71	159.61	26.60	2.52
T 120 x 120 x 12	21.49	34.41	373.34	43.62	3.69	174.36	29.06	2.52
T 120 x 120 x 13	23.18	34.77	399.71	46.90	3.68	189.16	31.53	2.53
T 120 x 120 x 15	26.51	35.49	450.55	53.31	3.65	218.95	36.49	2.55
T 130 x 130 x 8	15.84	35.45	334.46	35.37	4.07	146.99	22.61	2.70
T 130 x 130 x 9	17.75	35.81	372.08	39.50	4.06	165.51	25.46	2.71
T 130 x 130 x 10	19.64	36.18	408.84	43.58	4.04	184.08	28.32	2.71
T 130 x 130 x 11	21.52	36.55	444.77	47.59	4.03	202.71	31.19	2.72
T 130 x 130 x 12	23.38	36.91	479.88	51.55	4.01	221.40	34.06	2.73
T 130 x 130 x 13	25.22	37.28	514.21	55.46	4.00	240.15	36.95	2.73
T 130 x 130 x 15	28.86	38.00	580.57	63.11	3.97	277.86	42.75	2.75
T 140 x 140 x 8	17.10	37.95	420.41	41.20	4.39	183.50	26.21	2.90
T 140 x 140 x 9	19.16	38.32	468.05	46.03	4.38	206.60	29.51	2.91
T 140 x 140 x 10	21.21	38.69	514.68	50.80	4.36	229.75	32.82	2.92
T 140 x 140 x 11	23.24	39.05	560.33	55.51	4.35	252.97	36.14	2.92
T 140 x 140 x 12	25.26	39.42	605.03	60.15	4.34	276.24	39.46	2.93

T型鋼(等邊)(續) Equal Flange Tees (Continued)

Profiles are laser fused with full penetration, equivalent to hot rolled. 型材採用激光熔透，等同於熱軋。

- 尺寸和公差：符合EN 10055 • 等級：符合EN 10025-2:2004
- Dimension and tolerance: in accordance with EN 10055
- Grade: according to EN 10025-2:2004

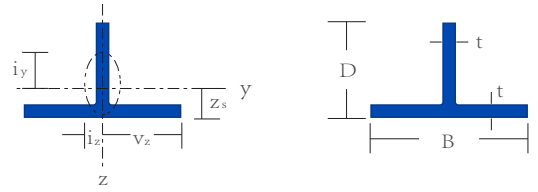


尺寸 Designation	單位重量 Mass per Unit Length	Z_s	I_y	W_{ely}	i_y	I_z	W_{elz}	i_z
	kg/m							
T 140 x 140 x 13	27.26	39.78	648.78	64.74	4.32	299.59	42.80	2.94
T 140 x 140 x 15	31.22	40.51	733.56	73.73	4.29	346.52	49.50	2.95
T 150 x 150 x 6	13.86	39.70	397.72	36.06	4.75	169.01	22.53	3.09
T 150 x 150 x 8	18.35	40.45	519.96	47.46	4.72	225.61	30.08	3.11
T 150 x 150 x 9	20.57	40.82	579.27	53.06	4.70	253.98	33.86	3.11
T 150 x 150 x 10	22.78	41.19	637.41	58.58	4.69	282.42	37.66	3.12
T 150 x 150 x 12	27.15	41.92	750.27	69.42	4.66	339.49	45.27	3.13
T 150 x 150 x 13	29.30	42.29	805.05	74.74	4.64	368.13	49.08	3.14
T 150 x 150 x 15	33.57	43.02	911.40	85.19	4.62	425.67	56.76	3.15
T 150 x 150 x 20	43.98	44.81	1159.75	110.26	4.55	571.17	76.16	3.19
T 160 x 160 x 10	24.35	43.69	778.26	66.91	5.01	342.58	42.82	3.32
T 160 x 160 x 12	29.03	44.43	917.12	79.35	4.98	411.73	51.47	3.34
T 160 x 160 x 13	31.35	44.79	984.64	85.47	4.97	446.43	55.80	3.34
T 160 x 160 x 15	35.93	45.52	1115.96	97.48	4.94	516.08	64.51	3.36
T 160 x 160 x 20	47.12	47.33	1423.86	126.37	4.87	692.00	86.50	3.40
T 180 x 180 x 10	27.49	48.70	1119.34	85.25	5.65	487.42	54.16	3.73
T 180 x 180 x 12	32.80	49.43	1321.62	101.22	5.62	585.62	65.07	3.74
T 180 x 180 x 13	35.43	49.80	1420.28	109.08	5.61	634.86	70.54	3.75
T 180 x 180 x 15	40.64	50.53	1612.75	124.57	5.58	733.64	81.52	3.76
T 180 x 180 x 20	53.40	52.34	2067.08	161.93	5.51	982.67	109.19	3.80
T 200 x 200 x 10	30.63	53.70	1547.93	105.80	6.30	668.25	66.83	4.14
T 200 x 200 x 12	36.57	54.44	1830.54	125.76	6.27	802.71	80.27	4.15
T 200 x 200 x 13	39.51	54.81	1968.70	135.59	6.25	870.09	87.01	4.16
T 200 x 200 x 15	45.35	55.54	2238.91	154.98	6.23	1005.20	100.52	4.17
T 200 x 200 x 20	59.68	57.36	2880.30	201.93	6.16	1345.34	134.53	4.21
T 250 x 250 x 10	38.48	66.20	3067.88	166.92	7.91	1304.08	104.33	5.16
T 250 x 250 x 12	45.99	66.95	3638.35	198.76	7.88	1565.93	125.27	5.17
T 250 x 250 x 13	49.71	67.32	3918.50	214.50	7.87	1697.05	135.76	5.18
T 250 x 250 x 15	57.12	68.05	4468.82	245.61	7.84	1959.74	156.78	5.19
T 250 x 250 x 20	75.38	69.89	5788.41	321.38	7.76	2619.50	209.56	5.22
T 300 x 300 x 10	46.33	78.71	5353.51	241.92	9.52	2252.42	150.16	6.18
T 300 x 300 x 12	55.41	79.45	6361.23	288.43	9.49	2704.15	180.28	6.19
T 300 x 300 x 13	59.92	79.82	6857.57	311.46	9.48	2930.26	195.35	6.20
T 300 x 300 x 15	68.90	80.56	7835.50	357.07	9.45	3383.02	225.53	6.21
T 300 x 300 x 20	91.08	82.40	10196.57	468.60	9.37	4518.67	301.24	6.24

T型鋼(不等邊) Unequal Flange Tees

Profiles are laser fused with full penetration, equivalent to hot rolled.

- 尺寸和公差：符合EN 10055 • 等級：符合EN 10025-2:2004
- Dimension and tolerance: in accordance with EN 10055
- Grade: according to EN 10025-2:2004



尺寸 Designation	單位重量 Mass per Unit Length	高度 Depth of Section	寬度 Width of Section	腿厚 Flange Thickness
	kg/m	h(mm)	b(mm)	t(mm)
TB 20	1.77	20	40	4
TB 25	2.76	25	50	5
TB 30	3.66	30	60	5.5
TB 35	4.68	35	70	6
TB 40	6.23	40	80	7
TB 50	9.45	50	100	8.5
TB 60	13.36	60	120	10

尺寸 Designation	Z_s	I_y	$W_{el,y}$	i_y	I_z	$W_{el,z}$	i_z
	mm	$mm^4 \times 10^4$	$mm^3 \times 10^3$	mm x 10	$mm^4 \times 10^4$	$mm^3 \times 10^3$	mm x 10
TB 20	4.85	0.62	0.41	0.52	2.14	1.07	0.97
TB 25	6.07	1.50	0.79	0.65	5.23	2.09	1.22
TB 30	7.09	2.91	1.27	0.79	9.93	3.31	1.46
TB 35	8.12	5.11	1.9	0.93	17.20	4.92	1.70
TB 40	9.34	8.87	2.89	1.06	29.96	7.49	1.94
TB 50	11.58	21.16	5.51	1.33	71.05	14.21	2.43
TB 60	13.82	43.18	9.35	1.59	144.42	24.07	2.91

